

Gesänge für eine Männerstimme + Klavier
nach Texten afrikanischer Autoren
beider Hemisphären

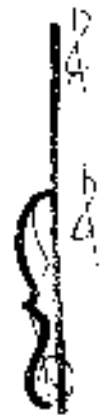
1973

Holger Scherbaum

ZAUBERTANZ

Links

Rechts wie



Links

Handwritten musical notation for the left hand, including notes with stems and beams, and rests.

Rechts wie

Handwritten musical notation for the right hand, including notes with stems and beams, and rests.

Nach

Rechts wie, Nach



Nach

Handwritten musical notation for the left hand, including notes with stems and beams, and rests.

Rechts wie, Nach

Handwritten musical notation for the right hand, including notes with stems and beams, and rests.

rechts wie

links

rechts wie



rechts wie

Handwritten musical notation for the right hand, including notes with stems and beams, and rests.

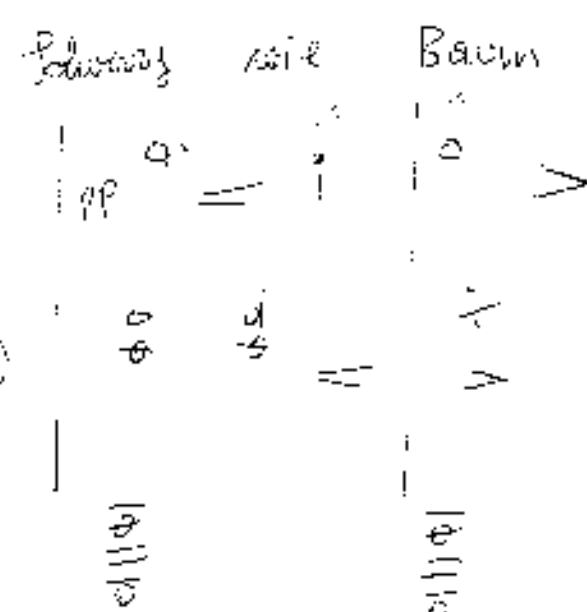

links

Handwritten musical notation for the left hand, including notes with stems and beams, and rests.


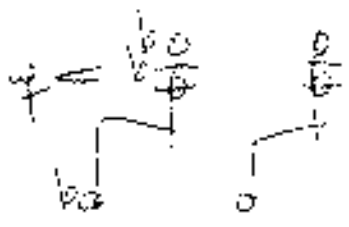
rechts wie

Handwritten musical notation for the right hand, including notes with stems and beams, and rests.

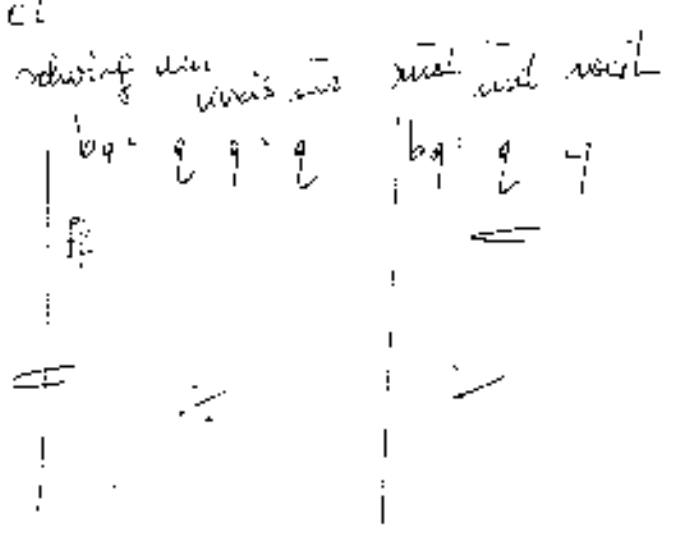
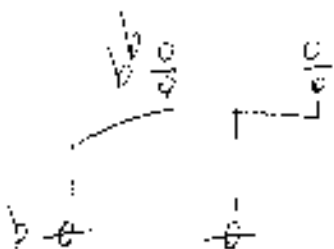
Chertuch



stunde



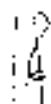
(arbeit)



oder wagt

Falsch und rechte Lin

Rechteres -- meine



b q' l q' l

q' l q' l



b q' l q' l

q' l q' l

b q' l q' l

q' l q' l

machte das daß der

Geist u. F. sein

q' l q' l

q' l q' l

oo

oo

lllll

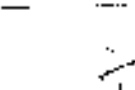
lllll

wirf mir Fleisch mit

Knochen fest

b q' l q' l

b q' l q' l

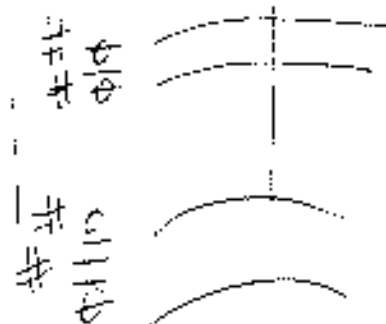
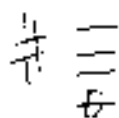
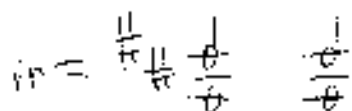
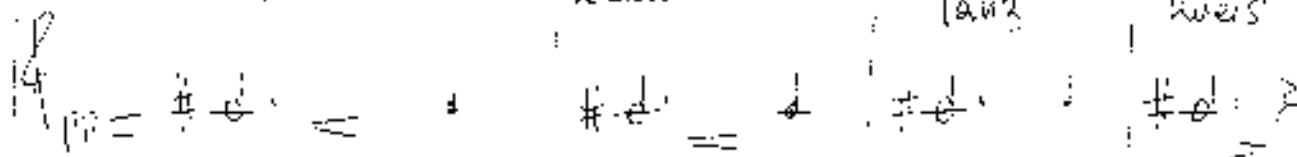


lllll

lllll

(poco)

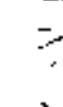
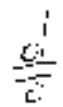
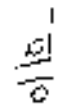

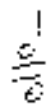
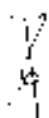
weiß wie Kleid mit Tanz in Kreis



Zügel

fällt

und Gegen-wort



frei!

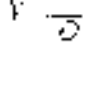
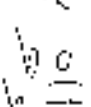

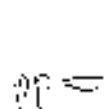
wieder

kehrt die

beacht

von

ein



Handwritten text at the bottom of the page, possibly a signature or page number.

aveit

(seit

Afrika

xi = definit.

Wortel



#

#

#

#

#

#

#

#

#

#

#

#

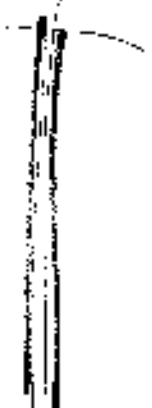
#

#

phi phi

phi phi

phi phi



#

#

#

#

#

#

#

#

#

#

#

#

#

#

#

#



Elegie 1.

(Basi & Mc Farlane)
Antiken - Jamaica

frei - sehr langsam

Ohne Gebot kein Licht

Handwritten musical notation for the first system, featuring a treble clef and various notes and rests.

(frei) ohne Gebot ist kein Licht

Handwritten musical notation for the second system, including a treble clef and notes on a staff.

ohne Gebot ist kein Licht

Handwritten musical notation for the third system, including a treble clef and notes on a staff.

(subito)

71

weiches Licht --

mit LIED



Handwritten musical notation for the right hand, including a treble clef, a key signature of one sharp (F#), and a series of notes on a staff. A circled '71' is written above the staff. The notes appear to be: G4, A4, B4, C5, B4, A4, G4.

Handwritten musical notation for the right hand, including a treble clef, a key signature of one sharp (F#), and a series of notes on a staff. The notes appear to be: G4, A4, B4, C5, B4, A4, G4.

Leute



Handwritten musical notation for the right hand, including a treble clef, a key signature of one sharp (F#), and a series of notes on a staff. A circled '71' is written above the staff. The notes appear to be: G4, A4, B4, C5, B4, A4, G4. The word 'Pedal' is written below the staff.

mit kein
F#

LIED

so = bei Licht



Handwritten musical notation for the right hand, including a treble clef, a key signature of one sharp (F#), and a series of notes on a staff. The notes appear to be: G4, A4, B4, C5, B4, A4, G4.

Handwritten musical notation for the right hand, including a treble clef, a key signature of one sharp (F#), and a series of notes on a staff. A circled '71' is written above the staff. The notes appear to be: G4, A4, B4, C5, B4, A4, G4.

Zeit + d.h.

Elegie ②

Ein Lied ist Liebe

Sehr langsam

4/4 pp Pedal

Lied ist

Lied ist

Liebe ist LIEBE

Handwritten musical notation for the phrase "Liebe ist LIEBE". It consists of three staves: a vocal line at the top, a piano accompaniment in the middle, and a bass line at the bottom. The vocal line has notes for 'L', 'i', 'e', 'b', 'e' and 'i', 's', 't', 'L', 'I', 'E', 'B', 'E'. The piano accompaniment features chords and arpeggios. The bass line has notes 'b', 'a' and 'b', 'a'. A double bar line is present at the end of the piece.

Preis

den neuen steilen Wirtis =

Handwritten musical notation for the phrase "den neuen steilen Wirtis". It consists of three staves: a vocal line at the top, a piano accompaniment in the middle, and a bass line at the bottom. The vocal line has notes 'd', 'e', 'n', 'n', 'e', 'u', 'e', 'n', 's', 't', 'e', 'i', 'l', 'e', 'n', 'W', 'i', 'r', 't', 'i', 's'. The piano accompaniment features chords and arpeggios. The bass line has notes 'd', 'e', 'n', 'n', 'e', 'u', 'e', 'n', 's', 't', 'e', 'i', 'l', 'e', 'n', 'W', 'i', 'r', 't', 'i', 's'. A double bar line is present at the end of the piece.

= + all

tempo:

Re = $\frac{p}{m}$

Handwritten musical notation for the phrase "Re = p/m". It consists of three staves: a vocal line at the top, a piano accompaniment in the middle, and a bass line at the bottom. The vocal line has notes 'R', 'e', 'p', 'm'. The piano accompaniment features chords and arpeggios. The bass line has notes 'R', 'e', 'p', 'm'. A double bar line is present at the end of the piece.

breit (frei)

Musical notation for 'breit (frei)' in 1/4 time. The staff shows a sequence of notes: G4, A4, B4, C5, B4, A4, G4. Above the staff, the word 'Gott' is written above G4, 'ist' above A4, and 'Gott' above C5. A dashed line connects the first G4 to the second G4.

subito (frei)


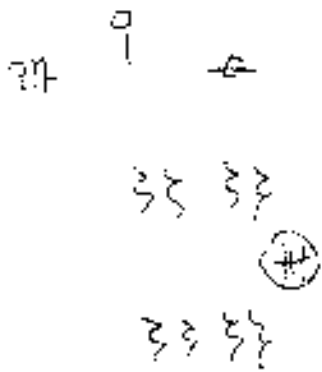
Musical notation for 'subito (frei)' in 1/4 time. The staff shows notes: G4, A4, B4, C5, B4, A4, G4. Above the staff, the text 'der mit-schrecklichen Grade' is written above G4, 'mit' above A4, 'schrecklichen' above B4, and 'Grade' above C5. A bracket underlines the notes G4, A4, B4, and the word 'Zeit' is written below the staff.

unser leuchtend dunkler Turm

Musical notation for 'unser leuchtend dunkler Turm' in 1/4 time. The staff shows notes: G4, A4, B4, C5, B4, A4, G4. Above the staff, the text 'unser leuchtend dunkler Turm' is written above G4, 'leuchtend' above A4, 'dunkler' above B4, and 'Turm' above C5. A circled '5' is written above the first G4.

Lento

$e_{in} = r e^{i\beta t}$



(exit)



DA Tod das

Ende...

leute (frei)

Elegie (3)

da Tod das Ende

Handwritten musical notation for the first system. It features a vocal line in G major with notes G4, A4, B4, C5, and a piano accompaniment in G major with notes G4, A4, B4, C5. The piano part includes dynamic markings like *pp* and *ppp*. There are also some scribbles and a circled '3'.

was be = wieder sein

Aufgang :

Handwritten musical notation for the second system. It features a vocal line in G major with notes G4, A4, B4, C5, and a piano accompaniment in G major with notes G4, A4, B4, C5. The piano part includes dynamic markings like *pp* and *ppp*. There are also some scribbles and a circled '3'.

(noioso)

Zwischen

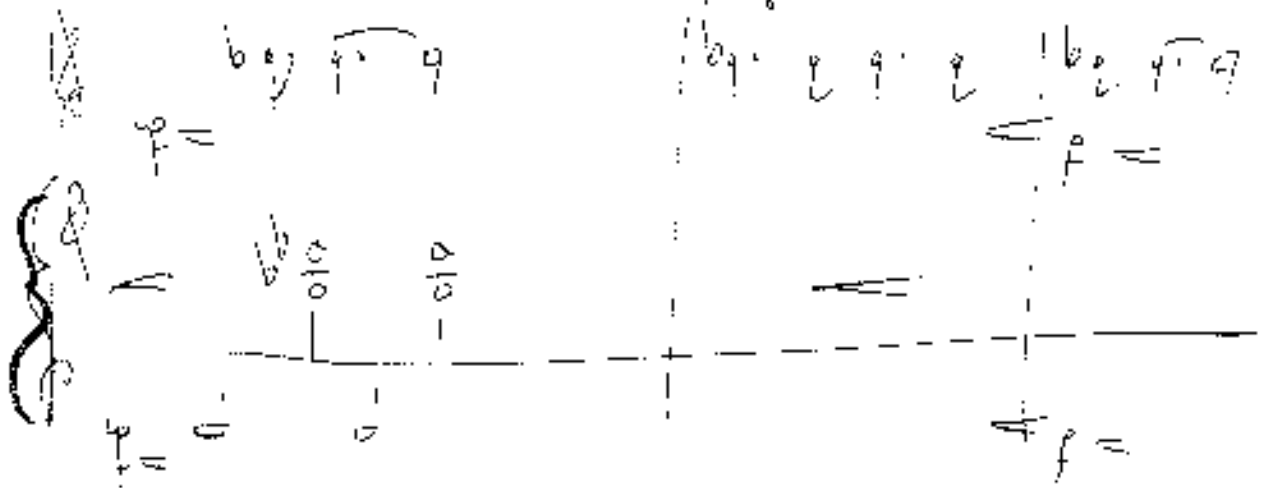
langen wird die Brücke

Handwritten musical notation for the third system. It features a vocal line in G major with notes G4, A4, B4, C5, and a piano accompaniment in G major with notes G4, A4, B4, C5. The piano part includes dynamic markings like *pp* and *ppp*. There are also some scribbles and a circled '3'.

Alleynette bestimmen (a cre) + cresc.

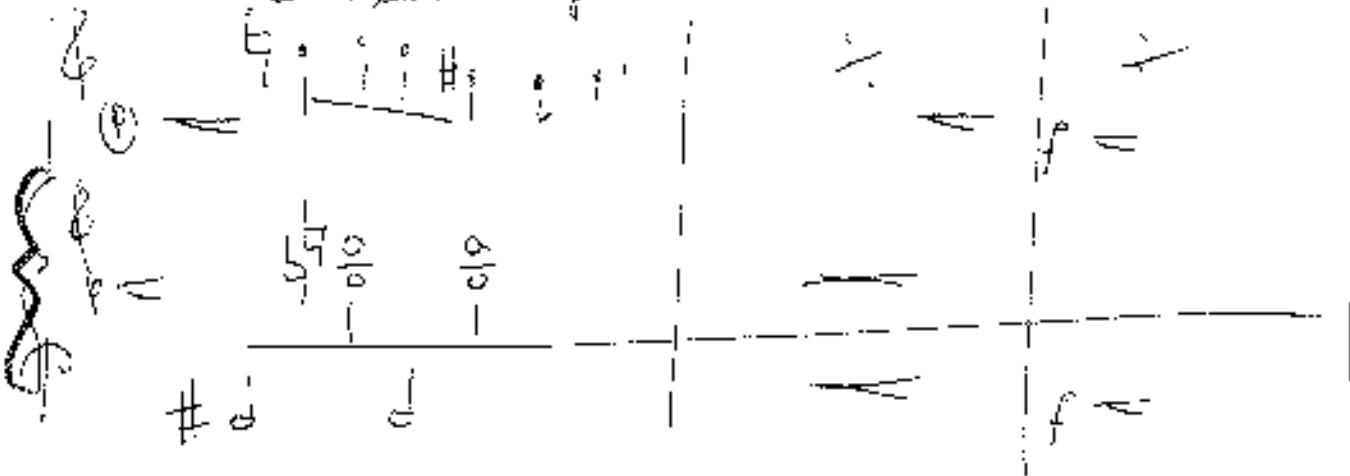
Levohand

Tragen wir die Bündel




Hand (noch einmal)

leichter immer wieder



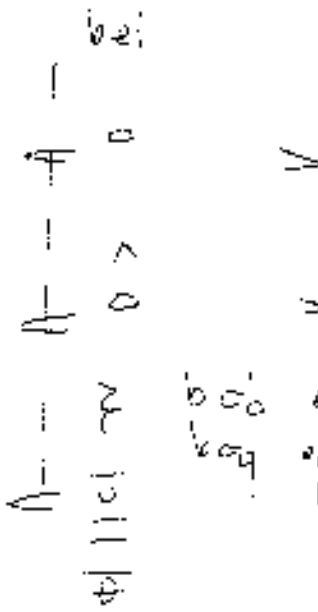
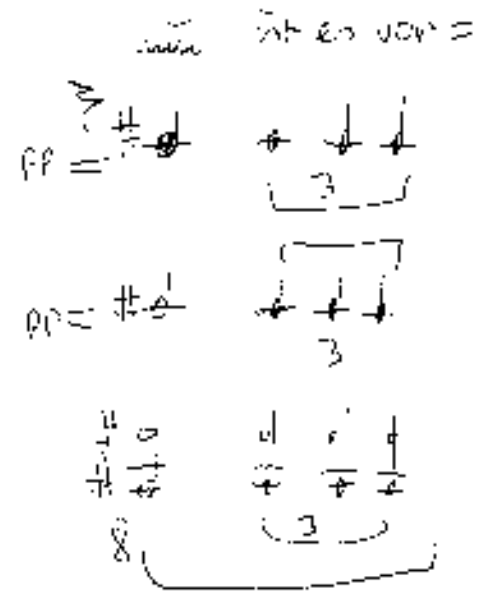
Levohand



Schaltensystem



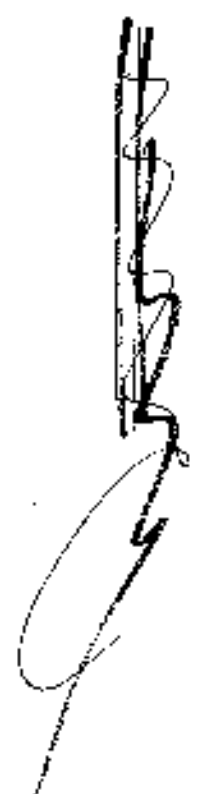
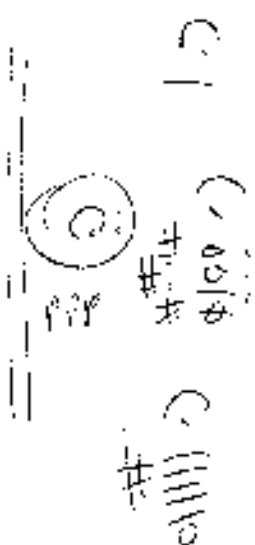

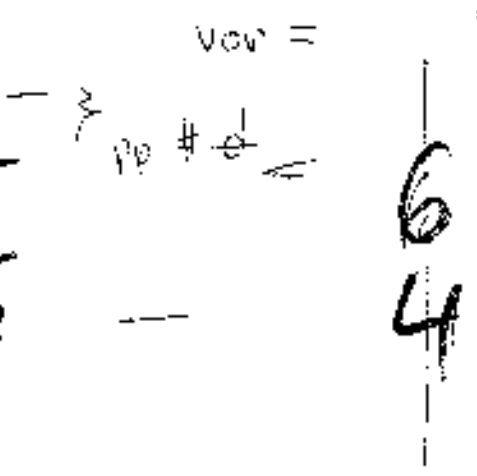
5/4



(7/17)



5/5



Zuckerrohr

frei (rubato)

Neger in die

Handwritten musical score for 'Neger in die'. It features a treble clef with a key signature of one flat (B-flat) and a common time signature. The melody starts with a whole note B-flat, followed by quarter notes G and A, and a quarter note B-flat. A triplet of quarter notes (B-flat, G, A) follows. The bass line consists of a whole note B-flat, a whole note G, and a whole note A. The piece concludes with a fermata over the final note.

Zuckerrohr = Felder

Handwritten musical score for 'Zuckerrohr = Felder'. It features a treble clef with a key signature of one flat (B-flat) and a common time signature. The melody starts with a whole note B-flat, followed by quarter notes G and A, and a quarter note B-flat. A triplet of quarter notes (B-flat, G, A) follows. The bass line consists of a whole note B-flat, a whole note G, and a whole note A. The piece concludes with a fermata over the final note.

(frei rubato)


Weiße über die

Handwritten musical score for 'Weiße über die'. It features a treble clef with a key signature of one flat (B-flat) and a common time signature. The melody starts with a whole note B-flat, followed by quarter notes G and A, and a quarter note B-flat. A triplet of quarter notes (B-flat, G, A) follows. The bass line consists of a whole note B-flat, a whole note G, and a whole note A. The piece concludes with a fermata over the final note.

Zuckerrohr = Felder

Handwritten musical score for 'Zuckerrohr = Felder'. It features a treble clef with a key signature of one flat (B-flat) and a common time signature. The melody starts with a whole note B-flat, followed by quarter notes G and A, and a quarter note B-flat. A triplet of quarter notes (B-flat, G, A) follows. The bass line consists of a whole note B-flat, a whole note G, and a whole note A. The piece concludes with a fermata over the final note.

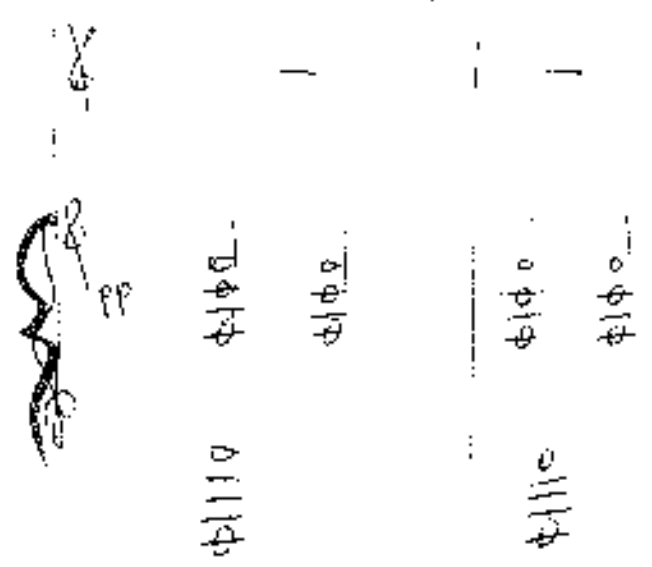
Concept - Beweis



Erde?

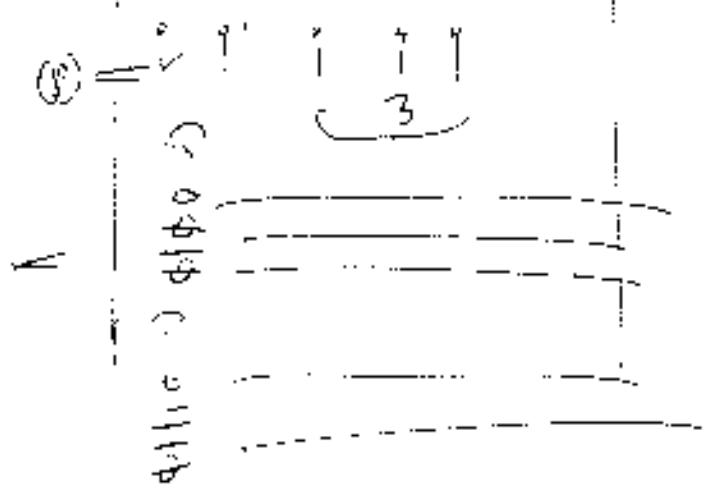


Lente

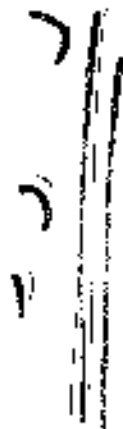
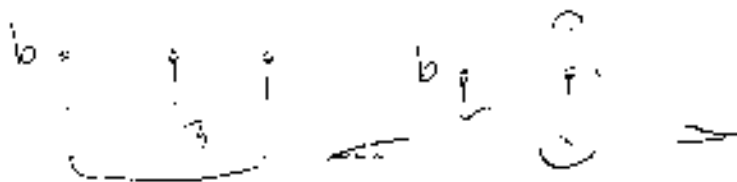


(oder frei - Ladungen

Erde unter dem



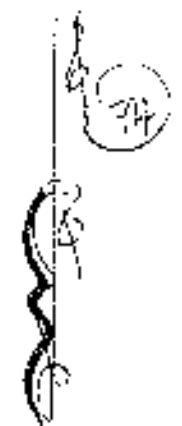
Zuckerpulver = Lakulim



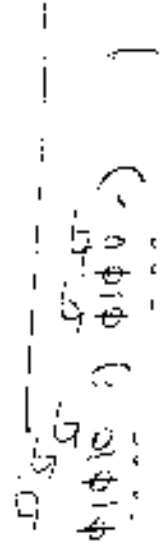

veit

Blut aus am -

fließt



6
4



Urwald ruft

ganz (bewegt)

(1) Urwald ruft dich

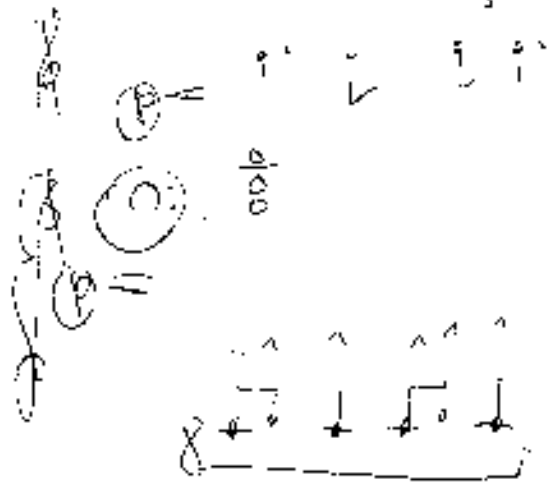
(77) (2) Schreien unter sich

(3) Urwald ruft dich


(77) (2) Schreien unter sich

1.

schicht so ruhig

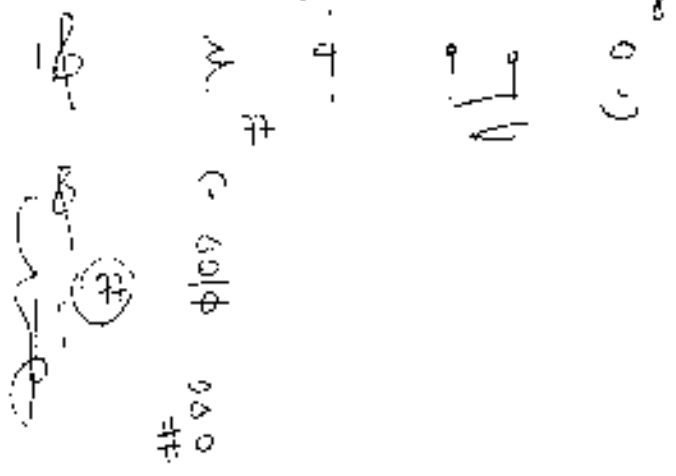


(poco Zeit
schicht so ruhig



kein

käufte also weg

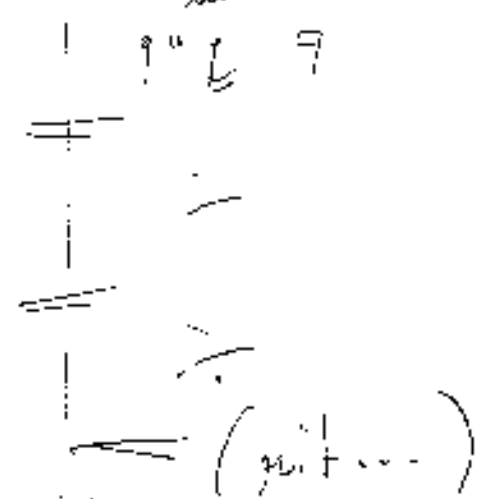


2.

Kampf und Streit



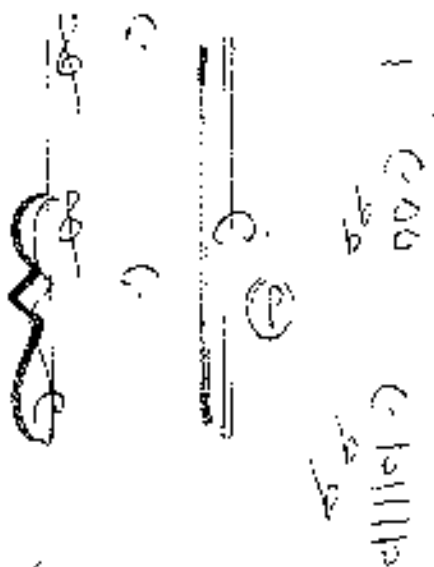
Kampf und Streit



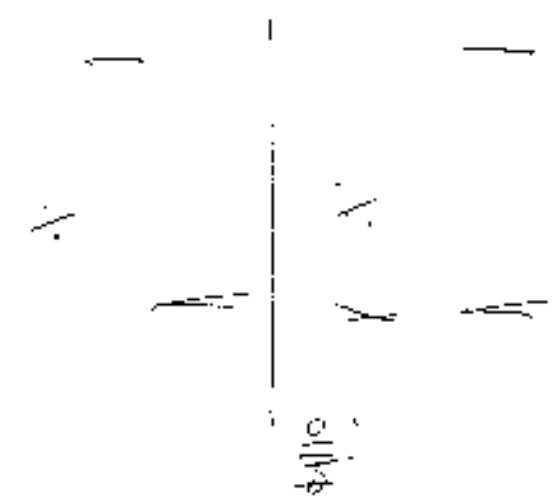
Leute (frei)

Unheil kommt ringsherum = vier

$$1111 = \begin{matrix} b_1 & q & b_2 & q & b_3 & q & b_4 \\ | & | & | & | & | & | & | \\ \hline & & & & & & \end{matrix}$$


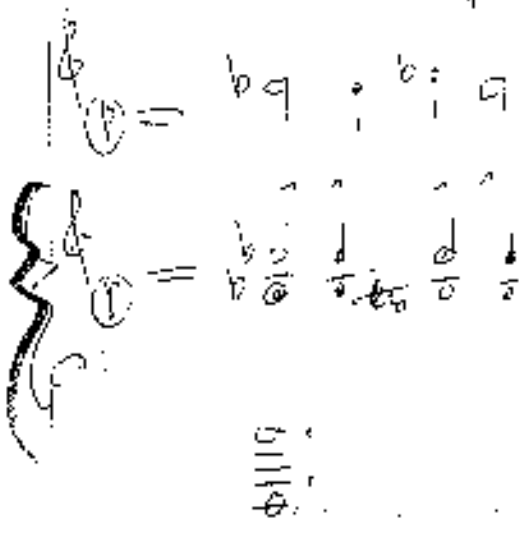


(auf 2 Zeile (soprano + alt))



Unwald ruft

Unwald ruft



Alte und Junge ein Vier-brauer

Handwritten musical notation for 'Alte und Junge ein Vier-brauer'. It features a treble clef and a key signature of one flat. The melody consists of several notes with stems, some marked with 'b' (flat) and 'q' (quarter note). There are two systems of notation, each with a brace on the left side.

Handwritten musical notation for 'Alte und Junge ein Vier-brauer'. It shows a treble clef, a key signature of one flat, and a melody with notes and stems. A large brace is on the right side of the staff.

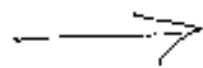
immer musischer und wilder

Umsiedel ruft

Handwritten musical notation for 'Umsiedel ruft'. It includes a treble clef, a key signature of one flat, and a melody with notes and stems. There are two systems of notation, each with a brace on the left side.

Umsiedel ruft

Handwritten musical notation for 'Umsiedel ruft'. It shows a treble clef, a key signature of one flat, and a melody with notes and stems. A large brace is on the right side of the staff.



Alte und Junge ein Vier-brauer

Handwritten musical notation for 'Alte und Junge ein Vier-brauer'. It features a treble clef and a key signature of one flat. The melody consists of several notes with stems, some marked with 'q' (quarter note). There are two systems of notation, each with a brace on the left side.

Handwritten musical notation for 'Alte und Junge ein Vier-brauer'. It shows a treble clef, a key signature of one flat, and a melody with notes and stems. A large brace is on the right side of the staff.

Schleife bewegt

Hand-drawn musical notation on a staff. A wavy line on the left side is labeled with a circled 'H'. The staff contains two measures of music with notes and stems.

Hand-drawn musical notation on a staff, enclosed in a dashed box. It shows two measures of music with notes and stems.

finden in

Hand-drawn musical notation on a staff. A wavy line on the left side is labeled with a circled 'H'. The staff contains two measures of music with notes and stems.

Tanze

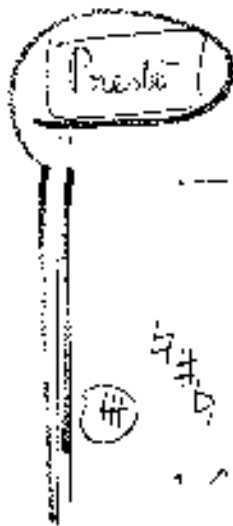
Hand-drawn musical notation on a staff, enclosed in a dashed box. It shows two measures of music with notes and stems.

Männer zu

Hand-drawn musical notation on a staff, enclosed in a dashed box. It shows two measures of music with notes and stems.

Frauen

Hand-drawn musical notation on a staff. A wavy line on the left side is labeled with a circled 'H'. The staff contains two measures of music with notes and stems.




Hand-drawn musical notation on a staff, enclosed in a dashed box. It shows two measures of music with notes and stems.

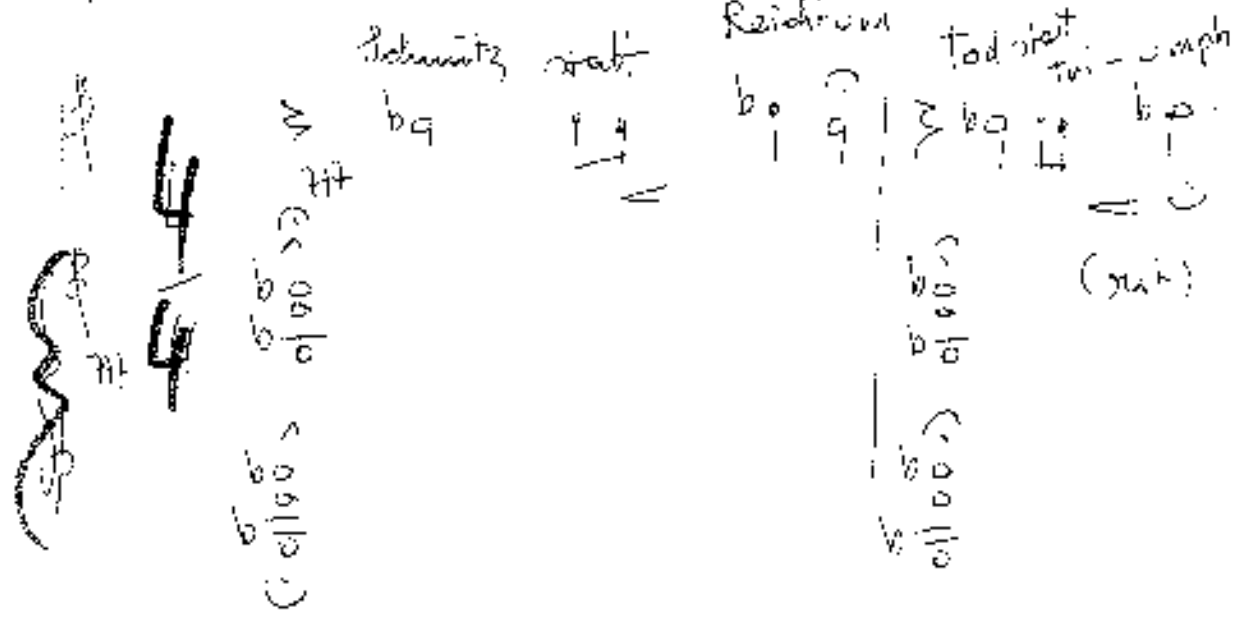
Hand-drawn musical notation on a staff, enclosed in a dashed box. It shows two measures of music with notes and stems.

hart
abbrechen

mod. all?



(frei) (mit) best



Leute

Handwritten musical notation for the first system. It features a treble clef, a key signature of one sharp (F#), and a 4/4 time signature. The notation includes a melody line with notes and rests, and a bass line with notes and rests. There are some annotations like "Pizz." and "pp".

Handwritten musical notation for the second system. It features a treble clef, a key signature of one sharp (F#), and a 4/4 time signature. The notation includes a melody line with notes and rests, and a bass line with notes and rests. There are some annotations like "Pizz." and "pp".

Handwritten musical notation for the third system. It features a treble clef, a key signature of one sharp (F#), and a 4/4 time signature. The notation includes a melody line with notes and rests, and a bass line with notes and rests. There are some annotations like "Pizz." and "pp".

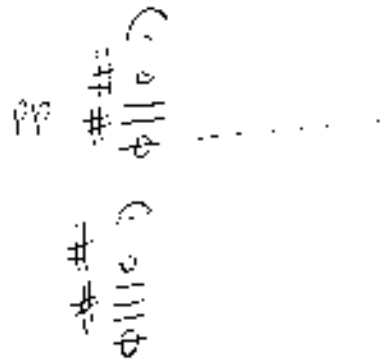
Handwritten musical notation for the fourth system. It features a treble clef, a key signature of one sharp (F#), and a 4/4 time signature. The notation includes a melody line with notes and rests, and a bass line with notes and rests. There are some annotations like "Pizz." and "pp".

Handwritten musical notation for the fifth system. It features a treble clef, a key signature of one sharp (F#), and a 4/4 time signature. The notation includes a melody line with notes and rests, and a bass line with notes and rests. There are some annotations like "Pizz." and "pp".



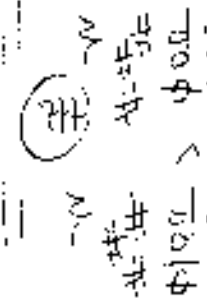
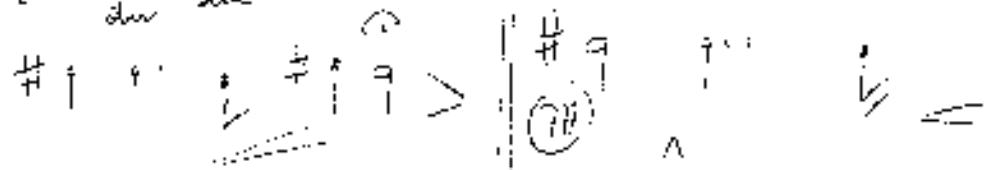
(frei) ruhig

suche und suche Friede war gut

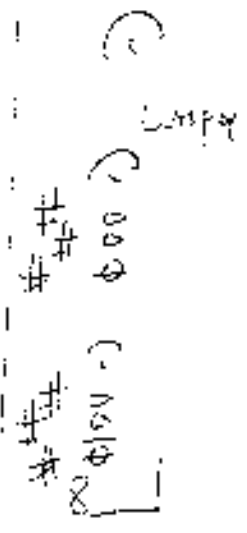



(breit)

zähst du die Buße wenn auch dein



Blut (pernate) Zeit



(Nicola's Guillén)

(Anthea - Waka)

MADRIGAL

Levito

aus diesen Händen

Musical notation for the left hand of the first system, including a treble clef, a 4/4 time signature, and a 'Pedal' marking.

Musical notation for the right hand of the first system, including a treble clef, a key signature of one sharp (F#), and various rhythmic values.

(wie eine Glocke)

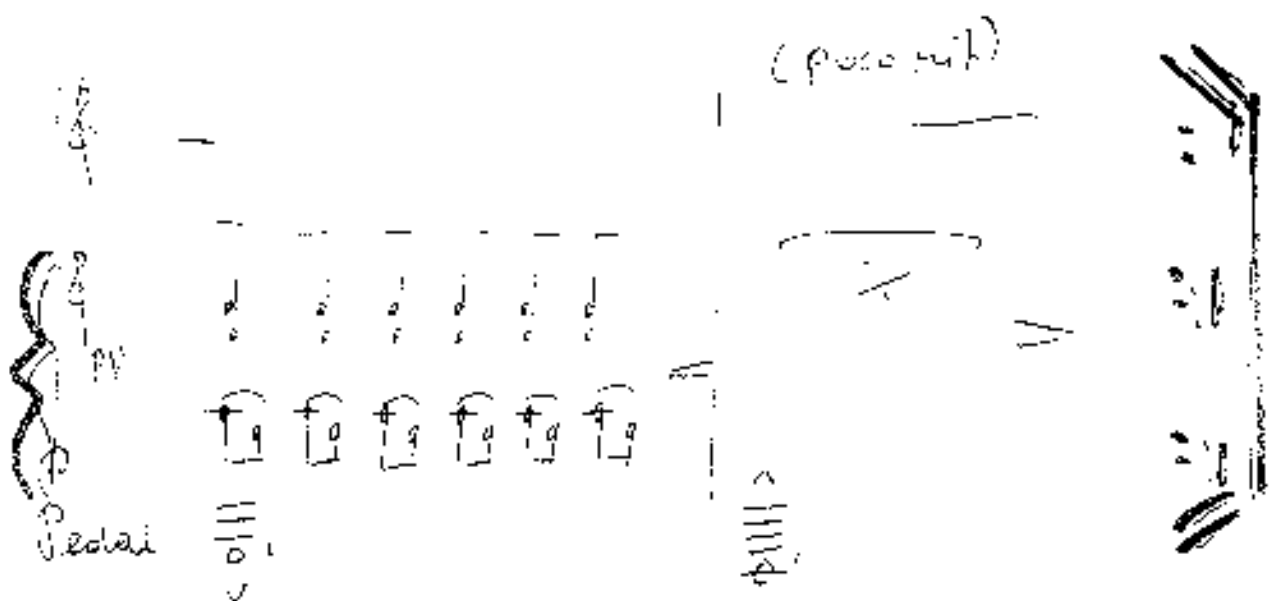
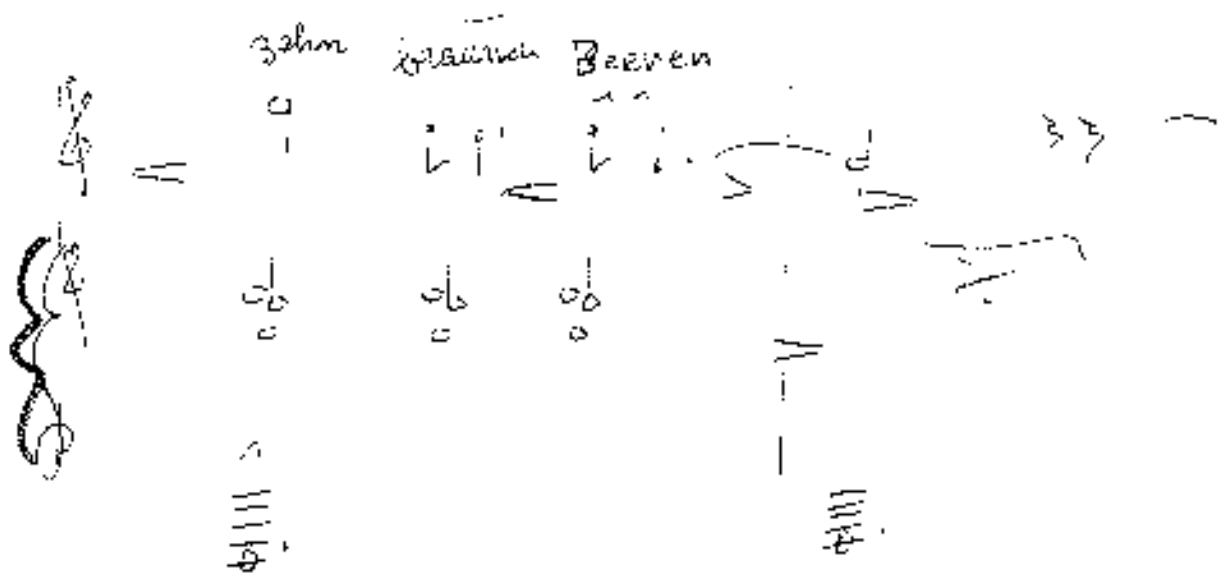
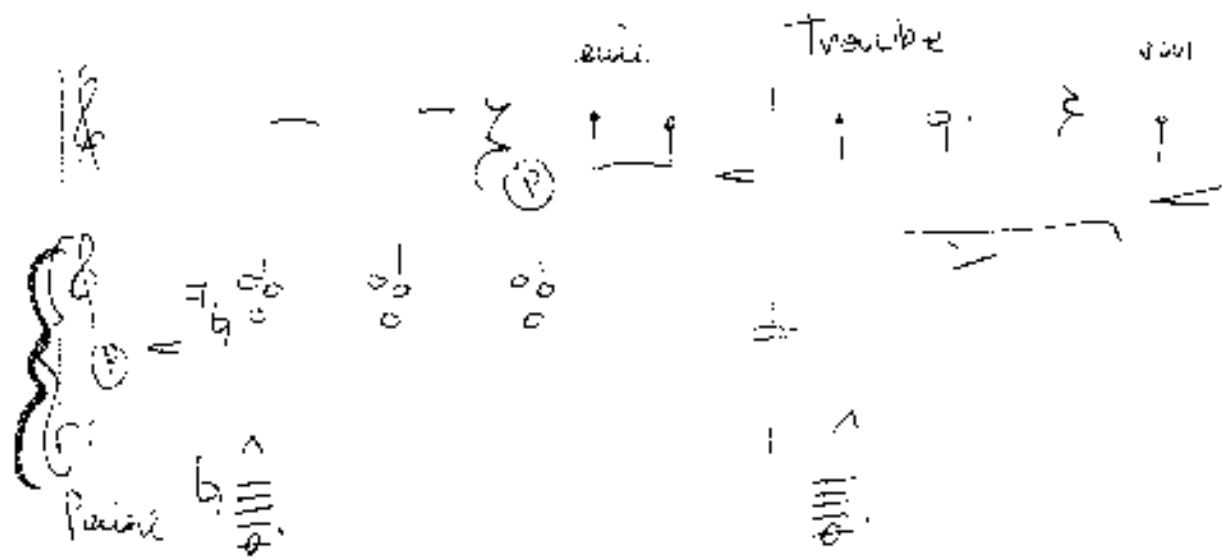
tropfen sie

Nägel?

Musical notation for the left hand of the second system, including a treble clef and a 4/4 time signature.

Musical notation for the right hand of the second system, including a treble clef, a key signature of one sharp (F#), and various rhythmic values.

~~F#~~



... ..

flüchtig
 Fleisch
 Haut
 ver =
 braunten
 Stammes!

pp
 C 5/4 #
 C 4/4 #

b
 #

weit
 der Wein er im
 3
 3
 3

geizig
 Xentert
 3
 3

Lento

pp
 Pedal
 #

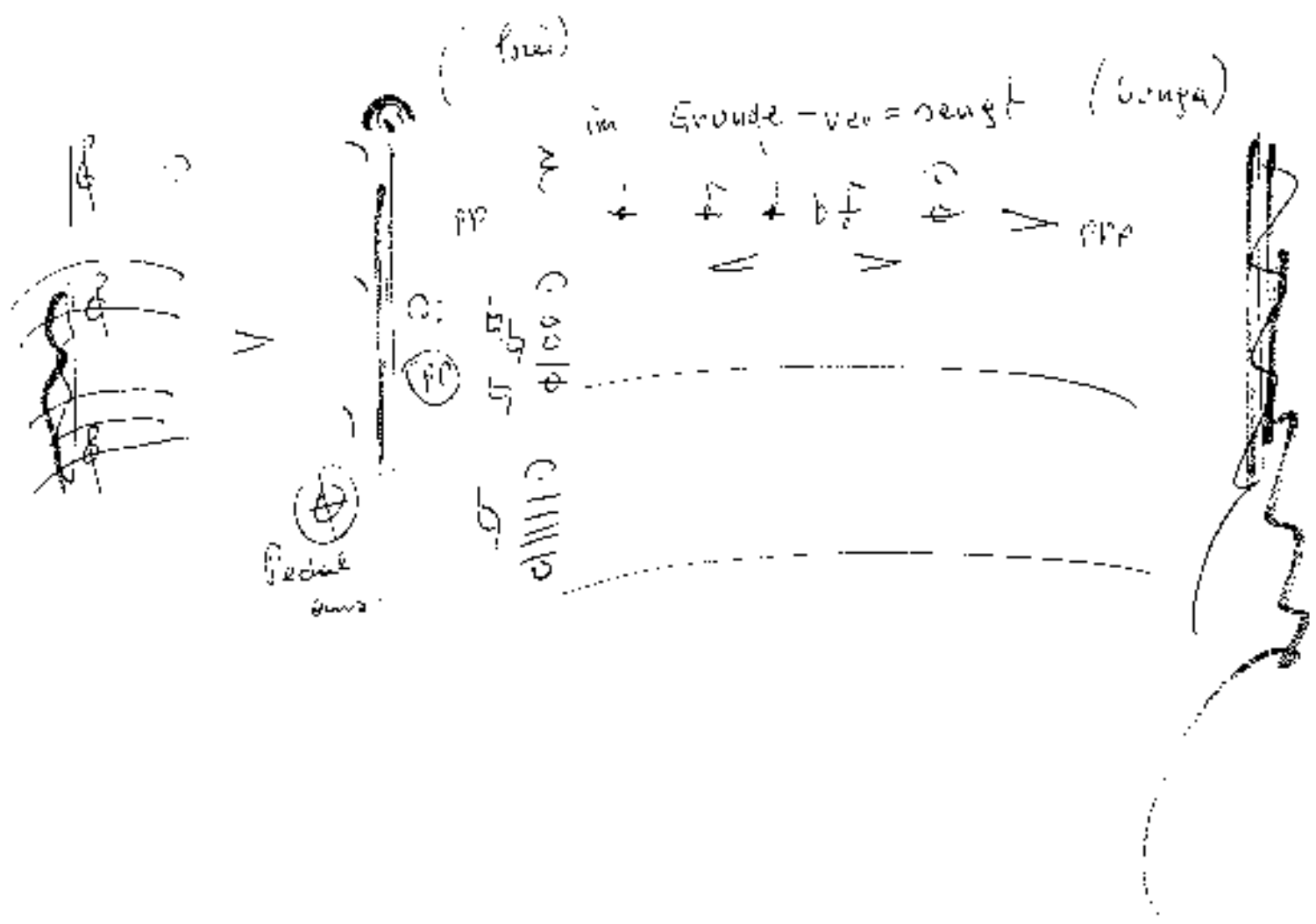
#

die jarten

fliegen



im Grunde - ver = seugt (Gung)



Holten Andersen
(Jamaica)

Den fremde Vøgel

Handwritten musical score for "Den fremde Vøgel". The score is written in treble clef with a key signature of one sharp (F#) and a 4/4 time signature. It includes a piano part with a "Pedal" marking and a vocal line with lyrics "Den fremde Vøgel". The music consists of several measures with notes, rests, and dynamic markings like "p" and "f". A dashed line indicates a continuation of the piece.

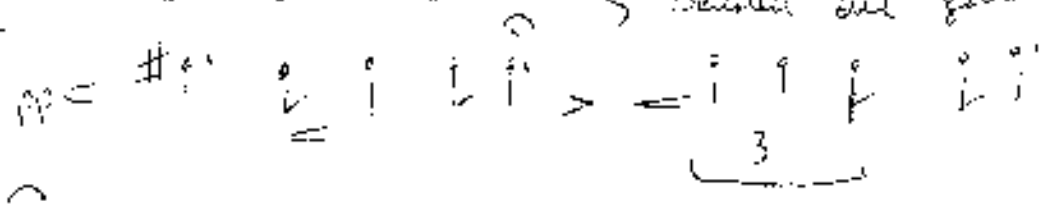
Handwritten musical score for "Den fremde Vøgel". The score is written in treble clef with a key signature of one sharp (F#) and a 4/4 time signature. It includes a piano part with a "Pedal" marking and a vocal line with lyrics "Den fremde Vøgel". The music consists of several measures with notes, rests, and dynamic markings like "p" and "f". A dashed line indicates a continuation of the piece.

1.1

(frei) sehr ruhig

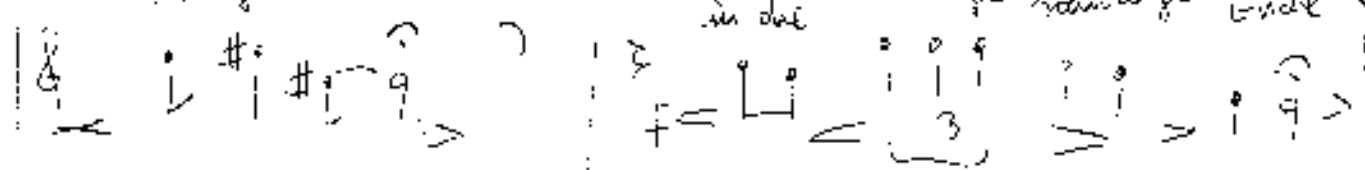
Bräune Schlingenschnur

weisen die gelben



Fänge

in die nächste schwarze Ende



(p)

f i' i' f i' > = i f i'

3

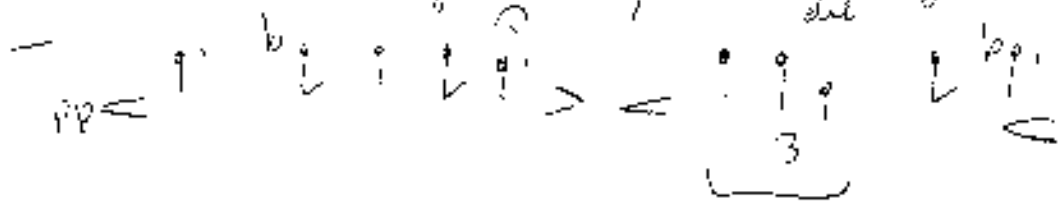
Leute

2.

braune Fäulnisbäume

weissen die

gelben



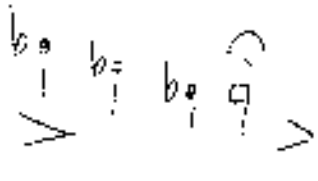
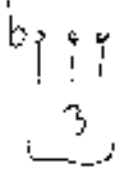
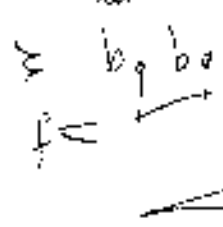
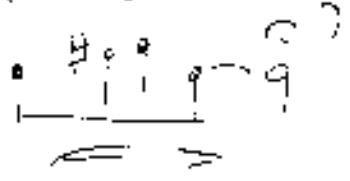
pp



Fänge

in die frische

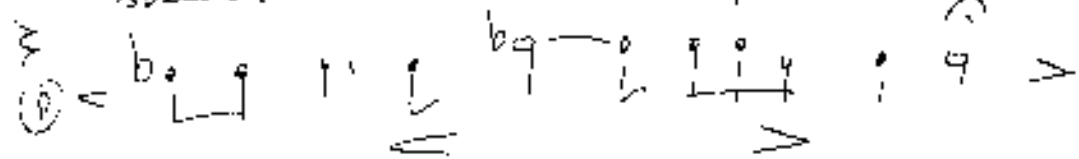
weisse Erde



Leute (frei)

speziell fruchtbar = Keit

weisse frische Nahrung



... ..

bewegt! Reliös!

Handwritten musical score for the first system. It features a vocal line in G major and 4/4 time, with lyrics "ein viel-farbiger". The piano accompaniment includes a bass line labeled "Pedale" and a right-hand part with a treble clef. The score is divided into four measures by vertical dashed lines.

Handwritten musical score for the second system. The vocal line has lyrics "Vogel setzt sich unsicher auf". The piano accompaniment continues with a bass line labeled "Pedale" and a right-hand part. The score is divided into four measures by vertical dashed lines.

Handwritten musical score for the third system. The vocal line has lyrics "wo-her - den Strauch". The piano accompaniment continues with a bass line labeled "Pedale" and a right-hand part. The score is divided into four measures by vertical dashed lines.

großen mit

und zwitscherit

(ruhig)

(sein musch / frei)

zingsrück

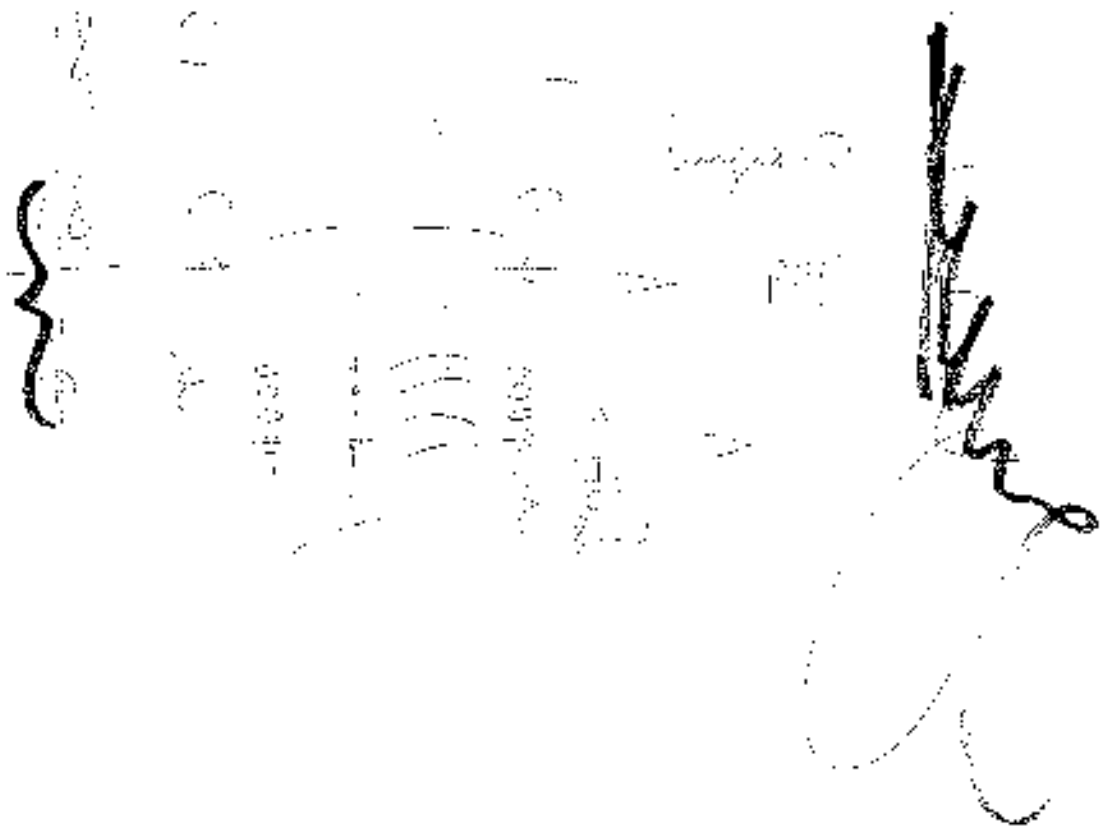
tiefer Cluster + (Pectus)

(mit viel) ruhig

zu arbeiten

in die Formelarbeit

zu überlegen



VIE ZEFEN DEĞ. QURAN

Yonca Dap (Nevşehir)

$\frac{4}{4}$ PP

Case 2




Water potential

Soil water potential = 0
 Plant water potential = -1.5 MPa
 Water potential = 0








(root)

Water potential = 0




1000 1000 1000 1000 1000 1000 1000 1000 1000 1000




Energy Diagram - acid base

4
4

acid + base



acid + base → products



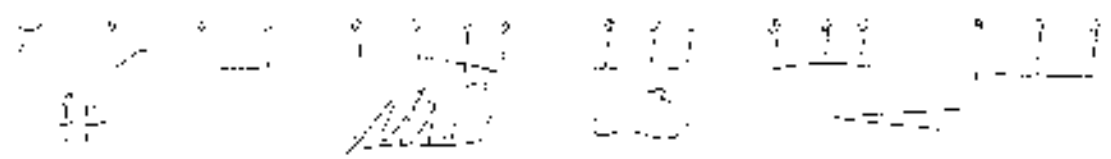
Handwritten notes

main grid or area marked

1 # 2 # 3 # 4 # 5



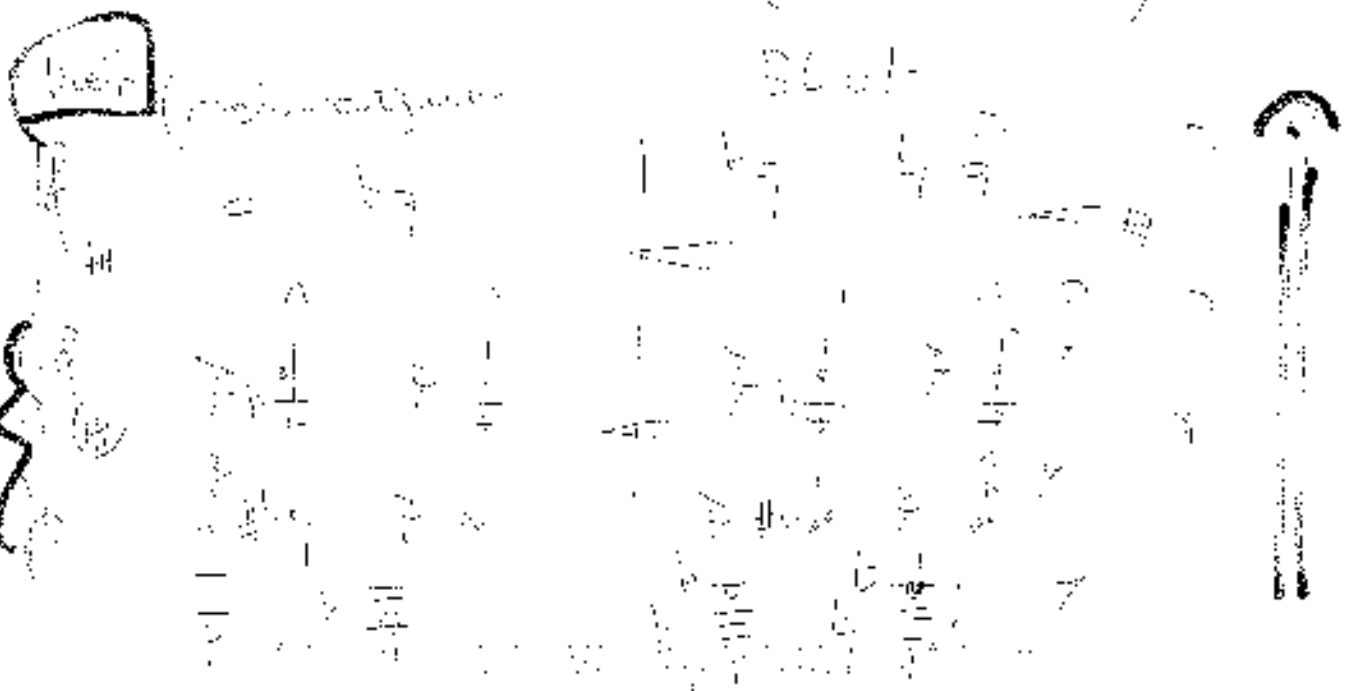
(Handwritten notes) main grid or area marked - written planning set out



Handwritten notes on the left side, possibly describing the diagram above.

(Handwritten notes)

Start



(1-2)
... ..
... ..

... ..
... ..
... ..

... ..

... ..
... ..

... ..
... ..

G.P.

Week 6.10
(11.10.20 - 16.10.20)

Sevensong

(Gesang, in dem
Waldung zu hören)

Andante

Handwritten musical score for the first system of 'Sevensong'. It features a treble clef, a key signature of one sharp (F#), and a 4/4 time signature. The score is divided into four staves. The first staff contains a treble clef and a circled '10'. The second staff has a treble clef and a circled '10'. The third and fourth staves have bass clefs and a circled '10'. The music consists of rhythmic patterns with stems and beams, and some notes with flags. There are also some handwritten annotations and a large bracket on the left side.


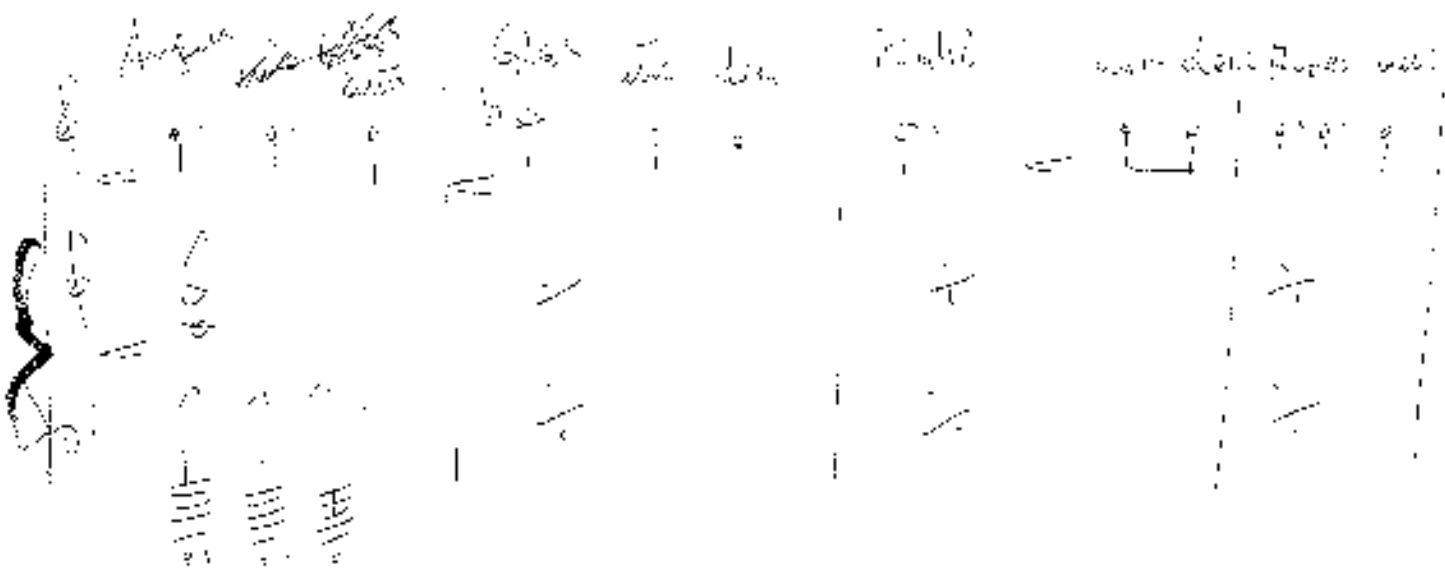

Handwritten musical score for the second system of 'Sevensong'. It features a treble clef, a key signature of one sharp (F#), and a 4/4 time signature. The score is divided into four staves. The first staff contains a treble clef and a circled '10'. The second staff has a treble clef and a circled '10'. The third and fourth staves have bass clefs and a circled '10'. The music consists of rhythmic patterns with stems and beams, and some notes with flags. There are also some handwritten annotations and a large bracket on the left side.

Handwritten musical notation on a page with a decorative border. The notation includes a treble clef, a key signature of one flat (B-flat), and a 4/4 time signature. The music is written in a cursive style with various notes, rests, and bar lines. The page is titled "Handwritten musical notation" at the top.

Handwritten musical notation on a page with a decorative border. The notation includes a treble clef, a key signature of one flat (B-flat), and a 4/4 time signature. The music is written in a cursive style with various notes, rests, and bar lines. The page is titled "Handwritten musical notation" at the top.

Handwritten musical notation on a page with a decorative border. The notation includes a treble clef, a key signature of one flat (B-flat), and a 4/4 time signature. The music is written in a cursive style with various notes, rests, and bar lines. The page is titled "Handwritten musical notation" at the top.

cellenähnliche Struktur (Zellen)



Marginal

double marginal

by $p = 0$

by $p = 0$ $p = 0$ $p = 0$

$\frac{1}{2}$

$\frac{1}{2}$

$\frac{1}{2}$

$\frac{1}{2}$

$\frac{1}{2}$ $\frac{1}{2}$ $\frac{1}{2}$

Marginal

double marginal

by $p = 0$

by $p = 0$ $p = 0$ $p = 0$

(Not Blue numbers)

$\frac{1}{2}$

$\frac{1}{2}$

$\frac{1}{2}$

$\frac{1}{2}$

$\frac{1}{2}$ $\frac{1}{2}$ $\frac{1}{2}$

$\frac{1}{2}$

$\frac{1}{2}$

$\frac{1}{2}$

$\frac{1}{2}$

$\frac{1}{2}$ $\frac{1}{2}$ $\frac{1}{2}$

$\frac{1}{2}$ $\frac{1}{2}$ $\frac{1}{2}$

$\frac{1}{2}$ $\frac{1}{2}$ $\frac{1}{2}$

$\frac{1}{2}$

$\frac{1}{2}$ $\frac{1}{2}$

$\frac{1}{2}$ $\frac{1}{2}$

$\frac{1}{2}$ $\frac{1}{2}$

$\frac{1}{2}$

$\frac{1}{2}$ $\frac{1}{2}$

$\frac{1}{2}$ $\frac{1}{2}$

$\frac{1}{2}$ $\frac{1}{2}$


$\frac{1}{2}$

$\frac{1}{2}$ $\frac{1}{2}$

$\frac{1}{2}$ $\frac{1}{2}$

$\frac{1}{2}$ $\frac{1}{2}$


1. 2. 3. 4. 5. 6. 7. 8. 9. 10. 11. 12. 13. 14. 15. 16. 17. 18. 19. 20. 21. 22. 23. 24. 25. 26. 27. 28. 29. 30. 31. 32. 33. 34. 35. 36. 37. 38. 39. 40. 41. 42. 43. 44. 45. 46. 47. 48. 49. 50. 51. 52. 53. 54. 55. 56. 57. 58. 59. 60. 61. 62. 63. 64. 65. 66. 67. 68. 69. 70. 71. 72. 73. 74. 75. 76. 77. 78. 79. 80. 81. 82. 83. 84. 85. 86. 87. 88. 89. 90. 91. 92. 93. 94. 95. 96. 97. 98. 99. 100.





1. 2. 3. 4. 5. 6. 7. 8. 9. 10. 11. 12. 13. 14. 15. 16. 17. 18. 19. 20. 21. 22. 23. 24. 25. 26. 27. 28. 29. 30. 31. 32. 33. 34. 35. 36. 37. 38. 39. 40. 41. 42. 43. 44. 45. 46. 47. 48. 49. 50. 51. 52. 53. 54. 55. 56. 57. 58. 59. 60. 61. 62. 63. 64. 65. 66. 67. 68. 69. 70. 71. 72. 73. 74. 75. 76. 77. 78. 79. 80. 81. 82. 83. 84. 85. 86. 87. 88. 89. 90. 91. 92. 93. 94. 95. 96. 97. 98. 99. 100.



1. 2. 3. 4. 5. 6. 7. 8. 9. 10. 11. 12. 13. 14. 15. 16. 17. 18. 19. 20. 21. 22. 23. 24. 25. 26. 27. 28. 29. 30. 31. 32. 33. 34. 35. 36. 37. 38. 39. 40. 41. 42. 43. 44. 45. 46. 47. 48. 49. 50. 51. 52. 53. 54. 55. 56. 57. 58. 59. 60. 61. 62. 63. 64. 65. 66. 67. 68. 69. 70. 71. 72. 73. 74. 75. 76. 77. 78. 79. 80. 81. 82. 83. 84. 85. 86. 87. 88. 89. 90. 91. 92. 93. 94. 95. 96. 97. 98. 99. 100.



Das ist die Welt mit dem Fick das die Relation



--- erste Gruppe (und erste Gruppe erste Gruppe)

erste Gruppe

① $\frac{1}{2} \rightarrow \frac{1}{3} \rightarrow \frac{1}{4} \rightarrow \frac{1}{5}$

② $\frac{1}{2} \rightarrow \frac{1}{3} \rightarrow \frac{1}{4} \rightarrow \frac{1}{5}$

③ $\frac{1}{2} \rightarrow \frac{1}{3} \rightarrow \frac{1}{4} \rightarrow \frac{1}{5}$

④ $\frac{1}{2} \rightarrow \frac{1}{3} \rightarrow \frac{1}{4} \rightarrow \frac{1}{5}$

zweite Gruppe

① $\frac{1}{2} \rightarrow \frac{1}{3} \rightarrow \frac{1}{4} \rightarrow \frac{1}{5}$

② $\frac{1}{2} \rightarrow \frac{1}{3} \rightarrow \frac{1}{4} \rightarrow \frac{1}{5}$

③ $\frac{1}{2} \rightarrow \frac{1}{3} \rightarrow \frac{1}{4} \rightarrow \frac{1}{5}$

④ $\frac{1}{2} \rightarrow \frac{1}{3} \rightarrow \frac{1}{4} \rightarrow \frac{1}{5}$

dritte Gruppe

① $\frac{1}{2} \rightarrow \frac{1}{3} \rightarrow \frac{1}{4} \rightarrow \frac{1}{5}$

② $\frac{1}{2} \rightarrow \frac{1}{3} \rightarrow \frac{1}{4} \rightarrow \frac{1}{5}$

③ $\frac{1}{2} \rightarrow \frac{1}{3} \rightarrow \frac{1}{4} \rightarrow \frac{1}{5}$


④ $\frac{1}{2} \rightarrow \frac{1}{3} \rightarrow \frac{1}{4} \rightarrow \frac{1}{5}$

Handwritten title: *Handwritten text*

Handwritten title: *Handwritten text*






Handwritten title: *Handwritten text*






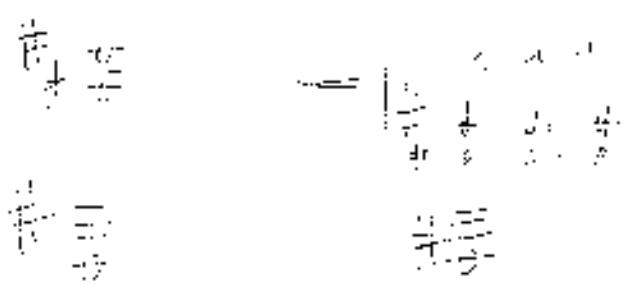
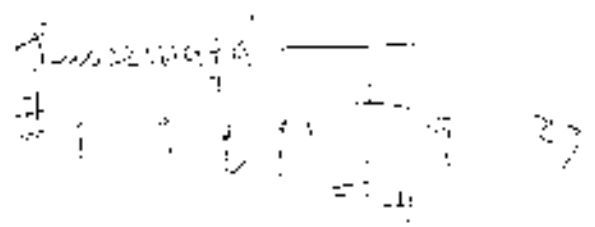
Handwritten title: *Handwritten text*



Handwritten title: *Handwritten text*



Q. 10



(can not be changed)



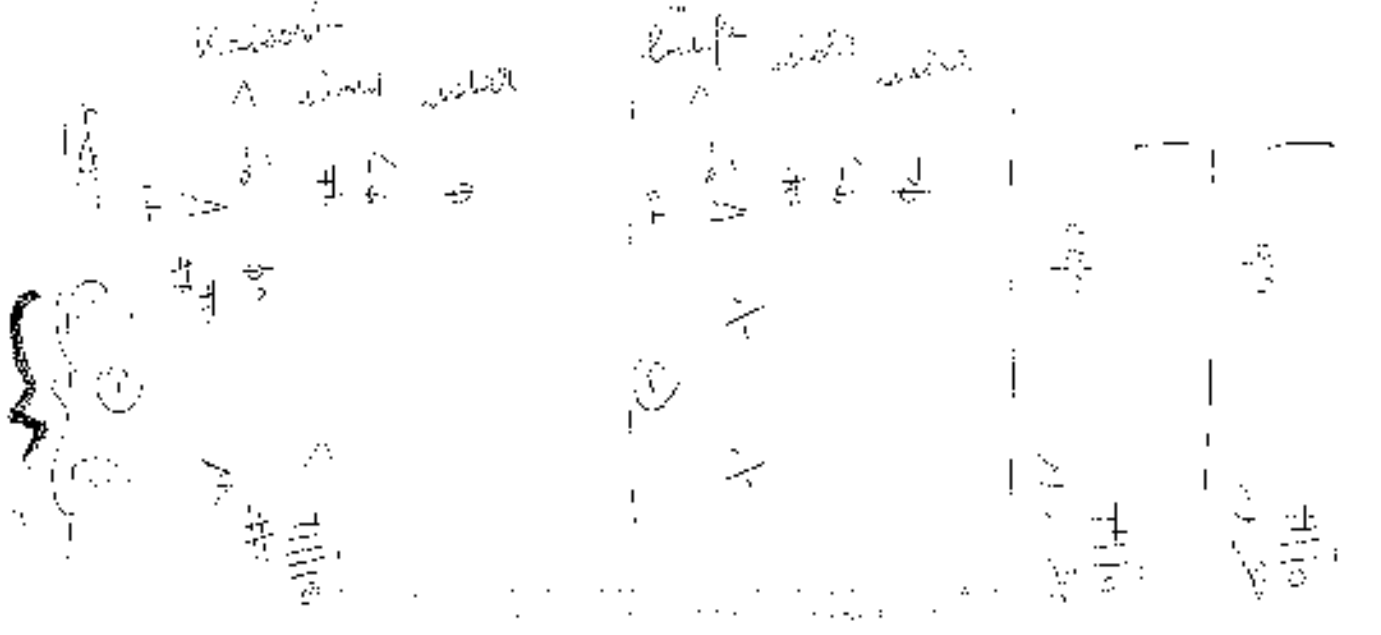
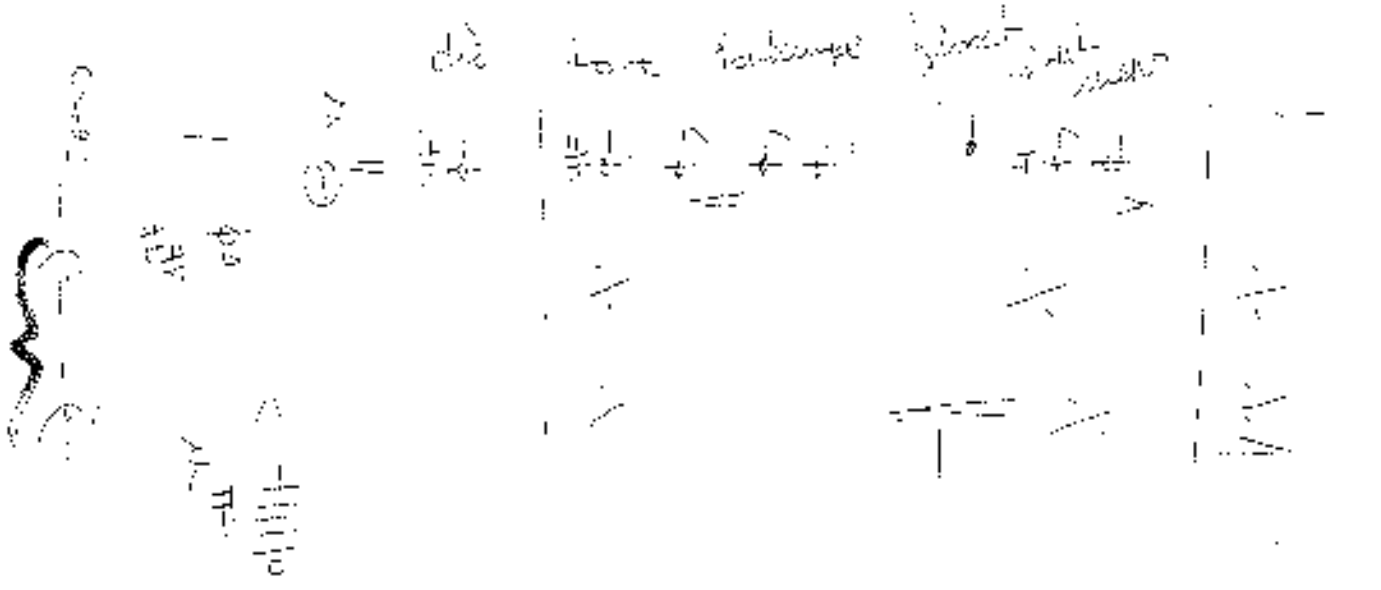



Substrate


(Synthesis direction)



ausgewähltes




Die erste Halbe des 19. Jahrhunderts




(Ganzheit)

Die zweite Halbe des 19. Jahrhunderts



Die dritte Halbe des 19. Jahrhunderts

Die dritte Halbe des 19. Jahrhunderts



Die dritte Halbe des 19. Jahrhunderts

| | | | |
|-------------------------------------------------------------------------------------------------------------------------------------------------------------|-----------------------------------------------------------------------------------------------------------------------------------------------------------|-------------------------------------------------------------------------------------------------------------------------------------------------------------|-------------------------------------------------------------------------------------------------------------------------------------------|
| <p>1. <i>Disyuntiva</i></p> <p>$\frac{1}{2} + \frac{1}{2} = 1$</p> <p>$\frac{1}{2} + \frac{1}{2}$</p> <p>$\frac{1}{2}$</p> | <p>2. <i>Variable</i></p> <p>$\frac{1}{2} + \frac{1}{2} = 1$</p> <p>$\frac{1}{2} + \frac{1}{2}$</p> <p>$\frac{1}{2}$</p> | <p>3. <i>Disyuntiva</i></p> <p>$\frac{1}{2} + \frac{1}{2} = 1$</p> <p>$\frac{1}{2} + \frac{1}{2}$</p> <p>$\frac{1}{2}$</p> | <p>4.</p> <p>$\frac{1}{2} + \frac{1}{2} = 1$</p> <p>$\frac{1}{2} + \frac{1}{2}$</p> <p>$\frac{1}{2}$</p> |
|-------------------------------------------------------------------------------------------------------------------------------------------------------------|-----------------------------------------------------------------------------------------------------------------------------------------------------------|-------------------------------------------------------------------------------------------------------------------------------------------------------------|-------------------------------------------------------------------------------------------------------------------------------------------|

1. *Combinación de Polinomios*

| | | | |
|---------------------------------------------------------------------------------------------------------------------------------|---------------------------------------------------------------------------------------------------------------------------------|---------------------------------------------------------------------------------------------------------------------------------|---------------------------------------------------------------------------------------------------------------------------------|
| <p>$\frac{1}{2} + \frac{1}{2} = 1$</p> <p>$\frac{1}{2} + \frac{1}{2}$</p> <p>$\frac{1}{2}$</p> | <p>$\frac{1}{2} + \frac{1}{2} = 1$</p> <p>$\frac{1}{2} + \frac{1}{2}$</p> <p>$\frac{1}{2}$</p> | <p>$\frac{1}{2} + \frac{1}{2} = 1$</p> <p>$\frac{1}{2} + \frac{1}{2}$</p> <p>$\frac{1}{2}$</p> | <p>$\frac{1}{2} + \frac{1}{2} = 1$</p> <p>$\frac{1}{2} + \frac{1}{2}$</p> <p>$\frac{1}{2}$</p> |
|---------------------------------------------------------------------------------------------------------------------------------|---------------------------------------------------------------------------------------------------------------------------------|---------------------------------------------------------------------------------------------------------------------------------|---------------------------------------------------------------------------------------------------------------------------------|

2. *Combinación de Polinomios*

| | | | |
|---------------------------------------------------------------------------------------------------------------------------------|----------------------------------------------------------------------------------------------------------------------------------------------------------|----------------------------------------------------------------------------------------------------------------------------------------------------------|---------------------------------------------------------------------------------------------------------------------------------|
| <p>$\frac{1}{2} + \frac{1}{2} = 1$</p> <p>$\frac{1}{2} + \frac{1}{2}$</p> <p>$\frac{1}{2}$</p> | <p><i>no obtiene</i></p> <p>$\frac{1}{2} + \frac{1}{2} = 1$</p> <p>$\frac{1}{2} + \frac{1}{2}$</p> <p>$\frac{1}{2}$</p> | <p><i>no obtiene</i></p> <p>$\frac{1}{2} + \frac{1}{2} = 1$</p> <p>$\frac{1}{2} + \frac{1}{2}$</p> <p>$\frac{1}{2}$</p> | <p>$\frac{1}{2} + \frac{1}{2} = 1$</p> <p>$\frac{1}{2} + \frac{1}{2}$</p> <p>$\frac{1}{2}$</p> |
|---------------------------------------------------------------------------------------------------------------------------------|----------------------------------------------------------------------------------------------------------------------------------------------------------|----------------------------------------------------------------------------------------------------------------------------------------------------------|---------------------------------------------------------------------------------------------------------------------------------|

3.

3.

Handwriting der

Handwriting

Handwriting

Handwriting

Handwriting

Handwriting

Handwriting

Handwriting

Handwriting

Handwriting

Handwriting

Handwriting

Handwriting

Handwriting

Handwriting

Handwriting

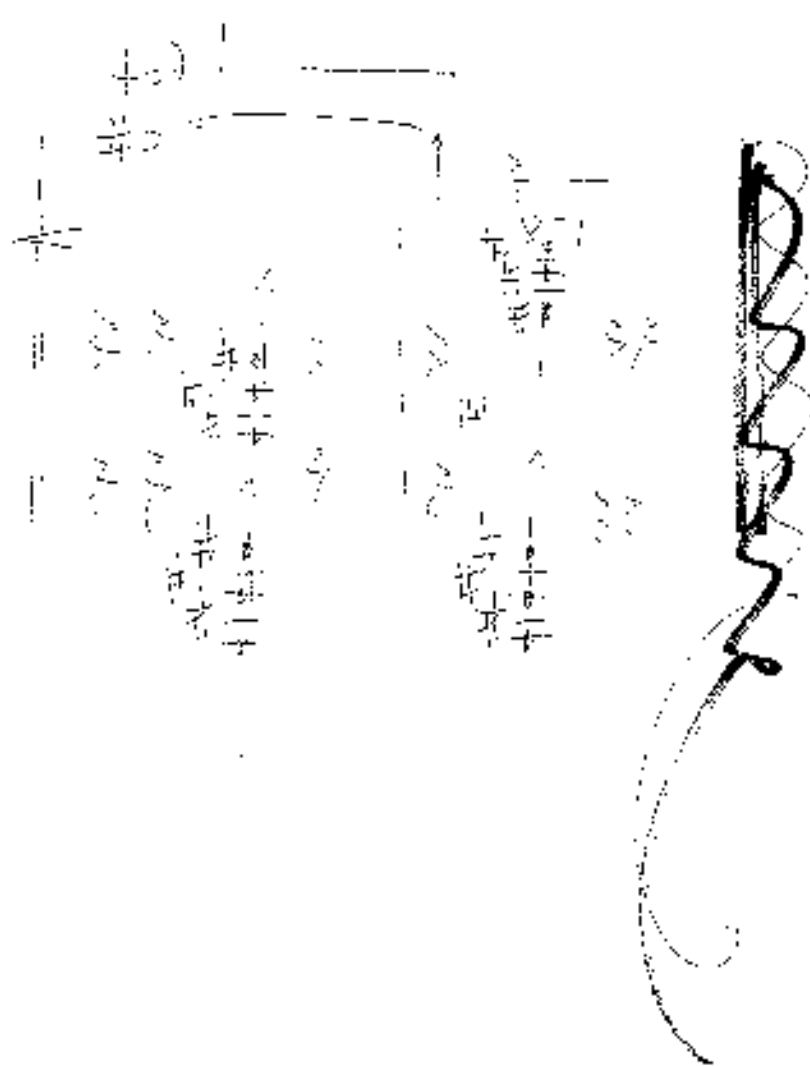
Handwriting

Handwriting

Handwriting

Handwriting

(partially) $\frac{1}{2}$ $\frac{1}{2}$ $\frac{1}{2}$
 sense - $\frac{1}{2}$ $\frac{1}{2}$ $\frac{1}{2}$




(Bay 1. Minute)
(Lieder)


Demagellied

Diagramm

1. (für Leute für all demagellied Lieder)
2. 1. 2. 3. 4. 5. 6. 7. 8. 9. 10.



1. 2. 3. 4. 5. 6. 7. 8. 9. 10. Demagellied



Andante

Handwritten musical notation for the first system, including a treble clef, a key signature of one flat, and a 4/4 time signature. The notation consists of a single melodic line with various note values and rests.

Grave

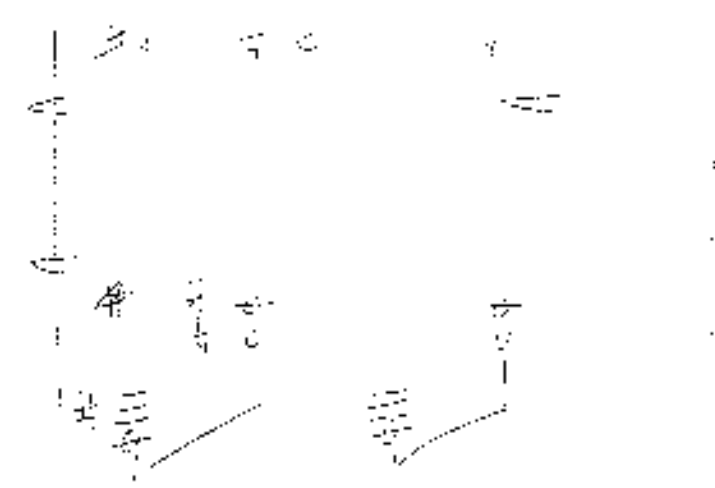

Handwritten musical notation for the second system, including a treble clef, a key signature of one flat, and a 4/4 time signature. The notation features a more complex melodic line with many beamed notes and rests.

Alligretto (Vivace)

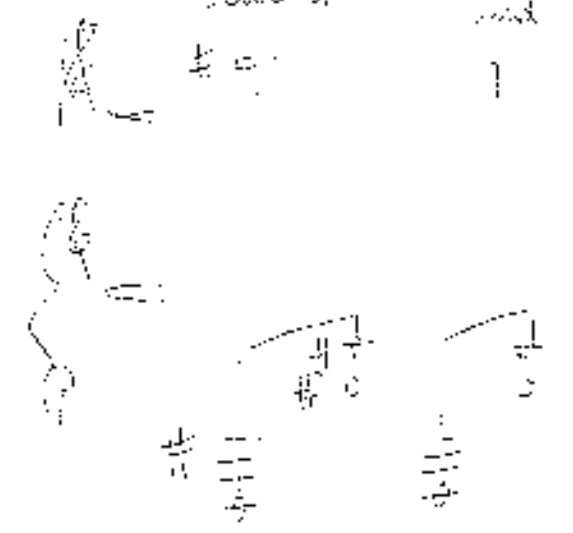
Handwritten musical notation for the third system, including a treble clef, a key signature of one flat, and a 4/4 time signature. The notation is more rhythmic and includes some dynamic markings like *mf* and *f*.

Einige besondere Konstruktionen

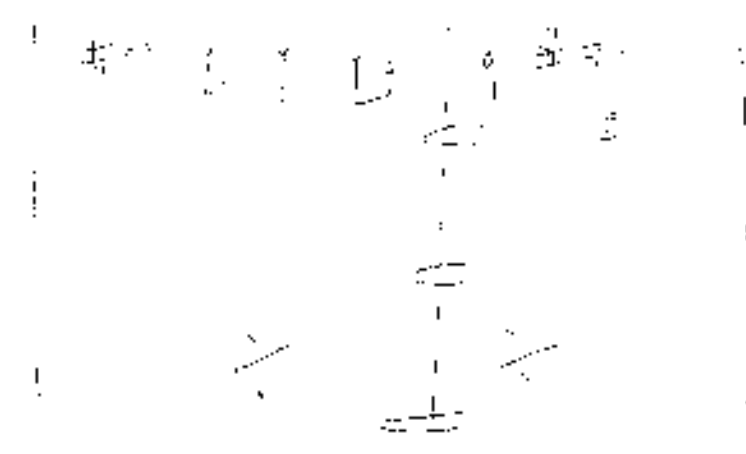
Stufen - Matrizen



Zeilenstufenform



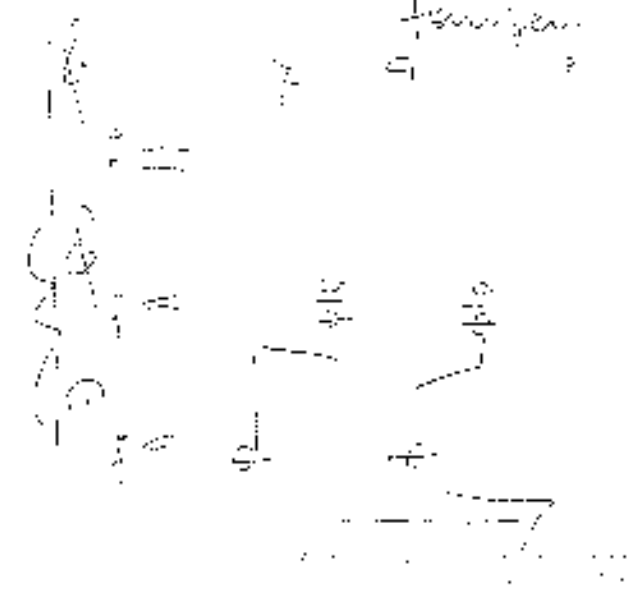
Spalten - und Zeilenstufenform



Zeilenstufenform - auch auch \rightarrow Zeilen

Spalten

die Zeilen - es ist



Zeilenstufenform - auch auch \rightarrow Zeilen

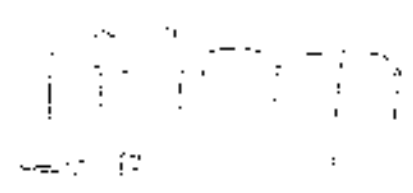

Lineare Algebra

Übung 1

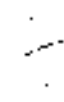
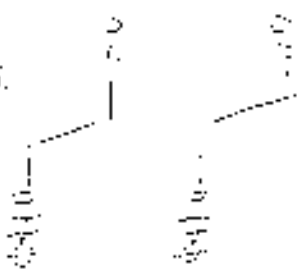
Wiederholung

Matrizen

1.1



1.2



1.3


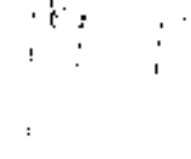
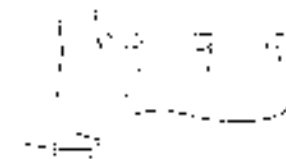
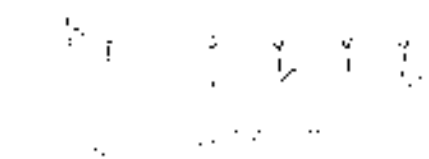
Wiederholung

Matrizen

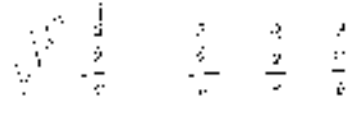
Matrizen

Matrizen



1.4




1.5



1.6



1.7



1. $\frac{1}{x^2} = x^{-2}$
 $\frac{d}{dx} x^{-2} = -2x^{-3} = -\frac{2}{x^3}$

2. $\frac{1}{x^3} = x^{-3}$
 $\frac{d}{dx} x^{-3} = -3x^{-4} = -\frac{3}{x^4}$

3. $\frac{1}{x^4} = x^{-4}$
 $\frac{d}{dx} x^{-4} = -4x^{-5} = -\frac{4}{x^5}$

4. $\frac{1}{x^5} = x^{-5}$
 $\frac{d}{dx} x^{-5} = -5x^{-6} = -\frac{5}{x^6}$

5. $\frac{1}{x^6} = x^{-6}$
 $\frac{d}{dx} x^{-6} = -6x^{-7} = -\frac{6}{x^7}$

6. $\frac{1}{x^7} = x^{-7}$
 $\frac{d}{dx} x^{-7} = -7x^{-8} = -\frac{7}{x^8}$

7. $\frac{1}{x^8} = x^{-8}$
 $\frac{d}{dx} x^{-8} = -8x^{-9} = -\frac{8}{x^9}$

8. $\frac{1}{x^9} = x^{-9}$
 $\frac{d}{dx} x^{-9} = -9x^{-10} = -\frac{9}{x^{10}}$


9. $\frac{1}{x^{10}} = x^{-10}$
 $\frac{d}{dx} x^{-10} = -10x^{-11} = -\frac{10}{x^{11}}$

(Answer)

(10)

eine (stumpfe)-Winkel

ein gleich



(stumpfe Winkel)


Winkel



(Winkel bilden und vergleichen)




100
 200
 300
 400
 500
 600
 700
 800
 900
 1000



M. E. DEB - 2005
 100% THEORETICAL
 SUPERGRANT
 (2000)

CONCRETE

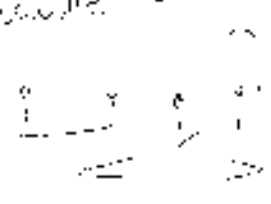
Selection and Comparison



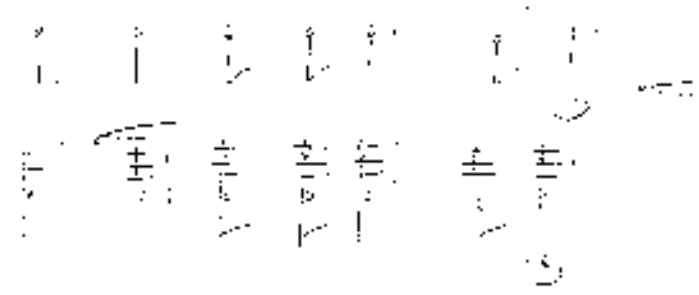
Zeit

Geometrie Zeit

in der Zeit

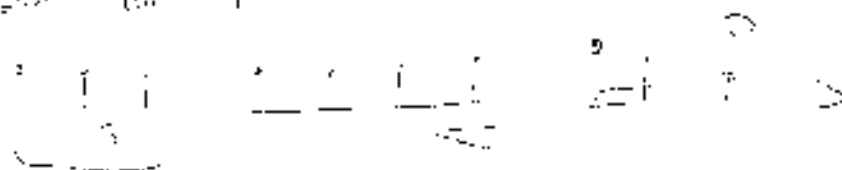


aus der Zeit





Hand-drawn diagram showing a circular building layout with four main sections labeled A, B, C, and D. Each section contains smaller rectangular sub-sections. A central area is labeled 'Garden'.



Hand-drawn diagram showing a circular building layout with four main sections labeled A, B, C, and D. Each section contains smaller rectangular sub-sections. A central area is labeled 'Garden'.

Hand-drawn diagram showing a circular building layout with four main sections labeled A, B, C, and D. Each section contains smaller rectangular sub-sections. A central area is labeled 'Garden'.

von = gegeben zu = erhalten

W = $\frac{1}{2} \cdot \frac{1}{2} \cdot \frac{1}{2} \cdot \frac{1}{2} \cdot \frac{1}{2} \cdot \frac{1}{2} \cdot \frac{1}{2} \cdot \frac{1}{2}$



Wahrscheinlichkeit
0,0009765625

Wahrscheinlichkeit
0,0009765625




Temperature





Storage Temperature



Controlled Room




Wasser und Kohlen sind die besten Düngemittel



Lineare (2D)

... durch die Ebene ...
... durch die Ebene ...



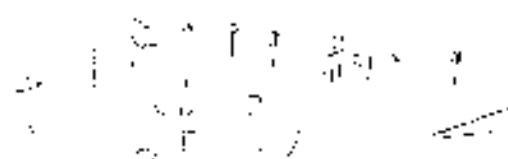
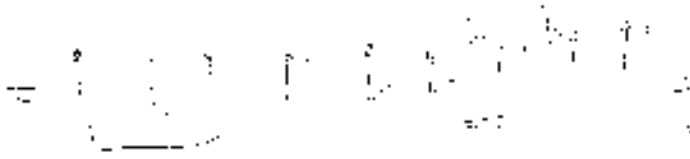
...
...
...

... durch die Ebene ...

... durch die Ebene ...

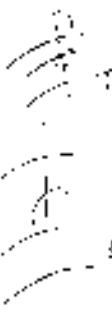


...
...
...



...
...
...

... durch die Ebene ...



...
...
...

...
...
...

