




43/4, 80



NOTENHEFT



1

Flöte Allegro (quotesk)

Musical staff 1: Treble clef, 2/4 time signature. Notes: G4, A4, Bb4, Bb4, Bb4, A4, G4. Dynamics: pp. Markings: \lessgtr, \lessgtr, \lessgtr, \lessgtr, \lessgtr, \lessgtr. First ending bracket with '1' above.

Musical staff 2: Treble clef. Notes: G4, A4, Bb4, Bb4, Bb4, A4, G4. Dynamics: mf. Markings: \lessgtr, \lessgtr, \lessgtr, \lessgtr, \lessgtr, \lessgtr. First ending bracket with '1' above.

Musical staff 3: Treble clef. Notes: G4, A4, Bb4, Bb4, Bb4, A4, G4. Dynamics: f. Markings: \lessgtr, \lessgtr, \lessgtr, \lessgtr, \lessgtr, \lessgtr. First ending bracket with '1' above.

Musical staff 4: Treble clef. Notes: G4, A4, Bb4, Bb4, Bb4, A4, G4. Dynamics: f. Markings: \lessgtr, \lessgtr, \lessgtr, \lessgtr, \lessgtr, \lessgtr. First ending bracket with '1' above.

Musical staff 5: Treble clef. Notes: G4, A4, Bb4, Bb4, Bb4, A4, G4. Dynamics: dim. Markings: \lessgtr, \lessgtr, \lessgtr, \lessgtr, \lessgtr, \lessgtr. First ending bracket with '1' above.

Musical staff 6: Treble clef. Notes: G4, A4, Bb4, Bb4, Bb4, A4, G4. Dynamics: pp. Markings: \lessgtr, \lessgtr, \lessgtr, \lessgtr, \lessgtr, \lessgtr. First ending bracket with '1' above.

Musical staff 7: Treble clef. Notes: G4, A4, Bb4, Bb4, Bb4, A4, G4. Dynamics: mf. Markings: \lessgtr, \lessgtr, \lessgtr, \lessgtr, \lessgtr, \lessgtr. First ending bracket with '1' above.

Musical staff 8: Treble clef. Notes: G4, A4, Bb4, Bb4, Bb4, A4, G4. Dynamics: f. Markings: \lessgtr, \lessgtr, \lessgtr, \lessgtr, \lessgtr, \lessgtr. First ending bracket with '1' above.

Musical staff 9: Treble clef. Notes: G4, A4, Bb4, Bb4, Bb4, A4, G4. Dynamics: pp. Markings: \lessgtr, \lessgtr, \lessgtr, \lessgtr, \lessgtr, \lessgtr. First ending bracket with '1' above. Markings: 1. & D.C. mit. 2. & D.C. ad. FIN.

2

pesante (breit)

Handwritten musical notation on a five-line staff. It begins with a treble clef and a 4/8 time signature. The first measure contains a chord with a sharp sign and an accent (^). The second measure has a sharp sign and an accent (^). The third measure has a flat sign and an accent (^). The fourth measure has a flat sign and an accent (^). A large slur covers the next four measures, which contain a melodic line with various accidentals (flats, sharps, naturals) and accents. The final measure of the slur has a double bar line and a fermata.

letzte + gr. mit.

Handwritten musical notation on a five-line staff. It starts with a treble clef and a double bar line. The first measure has an accent (^) above a chord. The second measure has an accent (^) above a chord. The third measure has a sharp sign and an accent (^) above a chord. The fourth measure has a sharp sign and an accent (^) above a chord. The fifth measure has a sharp sign and an accent (^) above a chord. The sixth measure has a sharp sign and an accent (^) above a chord. The seventh measure has a sharp sign and an accent (^) above a chord. The eighth measure has a sharp sign and an accent (^) above a chord. The final measure has a double bar line, a fermata, and the text "D.C. al" below it.

Handwritten musical notation on a five-line staff. It starts with a treble clef and a double bar line. The first measure has a sharp sign and an accent (^) above a chord. The second measure has a sharp sign and an accent (^) above a chord. The third measure has a sharp sign and an accent (^) above a chord. The fourth measure has a sharp sign and an accent (^) above a chord. The fifth measure has a sharp sign and an accent (^) above a chord. The sixth measure has a sharp sign and an accent (^) above a chord. The seventh measure has a sharp sign and an accent (^) above a chord. The eighth measure has a sharp sign and an accent (^) above a chord. The final measure has a double bar line, a fermata, and the text "D.C. al" below it.

Unger

sehr langsam — ruhig

3

Presto (so rasch und hart als möglich)

4 oder (3a)

1. + D.C. mit \parallel \parallel
 2. + D.C. ad ϕ

COVA

letzten Akkord ad.lib.
 lange aushalten!

173

(die Sätze müssen nicht in der vorgeschriebenen Reihenfolge gespielt werden > z.B. Satz 3 kann als Einleitung zu Satz 1 schon gespielt werden)

z.B. (3 + 1 = 1 Satz)
 (2 = 2 Satz)

(3a + 3 + attacca Coda v. 3a = 3 Satz)