

Gedanken 1967

für Menschen gedacht  
und geschrieben -

Notenheft

Hans-Joachim Schenker

Besetzung:  
 Solo Flöte — (piccolo)  
 Vibraphon —  
 Orgel —  
 Schlagzeug —  
 Jazzsaxophon —  
 gr. Becken — 2 Bongos  
 Kl. Trommel —  
 Pauke —  
 2 Bongos?

Glocken: (in: F) (H) (F) (cis)

Johannes Scherbaum

Wien — 1967.

Hr. Dr. Perle  
Gewürzmarkt  
H. Scherbaum

Teil (1)

Sehr ruhig (oder langsam)

Flöte

VIBRAFON

Orgel

Schlagzeug

pp (Flöte) sehr schlicht

pp (Pedal bis Fingel mit Vibrato)

mit Besen auf Becken (tempo pp)

Flöte 1

Handwritten musical score for Flute 1. The score consists of four staves. The top staff is the melody, starting with a quarter note G4, followed by a quarter note A4 with an accent (^) above it. The second staff shows accompaniment with notes G#4, A4, Bb4, and C5. The third and fourth staves are mostly empty with some rests. The piece ends with a double bar line and the word 'FIN' written vertically in a box on the right.

Orgel

Adagio Teil (2)

5/8 (VIBRATO)



mit größter Ruhe

Handwritten musical score for Organ. The score consists of four staves. The top staff is the melody, starting with a quarter note G4, followed by a quarter note A4, then a quarter note Bb4, and a quarter note C5. The second staff shows accompaniment with notes G#4, A4, Bb4, and C5. The third and fourth staves are mostly empty with some rests. The piece ends with a double bar line and a box on the right.

Teil 3

Sehr langsam frei

Flöten (Solo) (Adagio)







# Teil ④

nicht nur dynamisch sondern auch im Tempo steigern bis Prestissimo)

(sehr ruhig) *ppp* steigern bis *fff*  
(mit Hand geschlagen)

2 Bongos  
Solo

Musical notation for the first system, consisting of two staves. The top staff has notes and rests, and the bottom staff has notes and rests. Dynamic markings *ppp* and *fff* are present.

letzten 4 Takte wiederholen

Musical notation for the second system, consisting of two staves with notes and rests.

letzten 4 Takte wiederholen

Musical notation for the third system, consisting of two staves with notes and rests.

letzten 4 Takte wiederholen  
(tempo steigern (im Tempo und Stärke))

Musical notation for the fourth system, consisting of two staves with notes and rests.

letzten 8 Takte wiederholen

Musical notation for the fifth system, consisting of two staves with notes and rests. The system ends with a box containing the word 'FINE'.





(So ruhig wie möglich)

Teil 5 (ad. lib.) auf Haltet!

Sehr langsam (wie ein Choral)

Orgel

pp (VIBRATO)

pp (alles doppelt so langsam)

Kl. TR.

pp Pauke


ZBOMMAS

(lange halten)

FIN



Teil 6  
Orgel solo

The image shows a page of musical manuscript paper with ten horizontal staves. The word 'Teil' is written in blue ink on the second staff, with a vertical line extending upwards from its left side. To the right of 'Teil', the number '6' is written inside a small red square box. Below this, the words 'Orgel solo' are written in blue ink, enclosed within a larger red rectangular box. A blue arrow points from the right side of this box towards the right edge of the page. The rest of the staves are empty.

Teil 6 Orgel Solo

so rasch wie möglich  $\frac{2}{2}$  (Prestissimo)

Orgel

Handwritten musical score for the first system, featuring a vocal line and piano accompaniment. The piano part includes chords and bass notes. A large red bracket on the left side encompasses the first two staves.

Handwritten musical score for the second system, continuing the vocal and piano parts. A red bracket on the right side encompasses the final two staves, with the handwritten text "Keine Pause" written vertically next to it.

**Adagio** so breit wie möglich (wie ein Choral)

Handwritten musical score for the third system, including a 4/4 time signature and a "Fin" marking. The piano part features a complex chordal structure. A red bracket on the right side encompasses the final two staves, with the handwritten text "lange halten !!" written vertically next to it.

**4/4**

**Fin**

**lange halten !!**

**volles Werk**



Teil [7]

Sehr ruhig

ARIE (für Flöte + Vibraphon)

ADAGIO

Flöte

VIBRAPHON

6 (P)

4 (pp)

VIBRATO

(sowas Pedal.) bis Fine

FINE

(2te + Flöte (pp) subito)

(ritate x poco rit.)

da capo (ab)

Fine

(ritate x poco rit.)

(ff und dia)





(dieser letzte Teil 8) muß den Zuhörern bis ins Innerste gehen)

Teil 8 Finale

PREIT) 4/4 Sehr breit und ohne

ORCHESTER

4/4

SEMPRE (ständig (#) sehr laut)!!

4/4

immer belingen lassen) ohne abzu dämpfen)

dicht (dunkles Tremolo (gr. Trem.)

große Tremol

Teil 8

1

2

Oped

dazum Teil 8

2

Orgel

teil

Picc. hart (Picc.) staccato

VIBR. ( sempre Ped. )

3

letzten [4] takte Partitur wiederholen

4

letzten [4] takte nochmals wiederholen

letzten 4 Takte

nochmals wiederholen

5

letzten 4 Takte

nochmals wiederholen

6

Höhepunkt | diese ganze Taktanzahl muß unbedingt eingehalten werden

letzten 4 Takte

nochmals wiederholen

7

**SOLL** (wie im Choral) sehr wichtig! (Orgel allein)

**volles Werk**

**FINIS**

**FINIS**

lange halten

The musical score consists of several staves. The first staff has a treble clef and a key signature of one sharp (F#). It contains several measures of music with notes and rests. There are annotations such as 'SOLL' and 'FINIS' in boxes, and 'volles Werk' and 'lange halten' written below the staves. There are also some circled numbers and arrows pointing to specific notes.

Finis 1967

Wien | Herrn Dr. Paschke  
Gewidmet.